

Securitized Credit: Income, capital and diversification benefits for asset allocators

August 2025

Marketing communication. For professional clients only.

Synopsis

Rates volatility, tight credit spreads and economic uncertainty is providing multi-asset allocators with a fixed income conundrum. A traditional 60/40 allocation is not the diversifier it once was. We believe the distributed Securitized Credit market could provide the much-needed solution. As this article will show:

1. It has a low correlation to traditional asset classes
2. The current interest rate regime is favourable for the asset class
3. Spreads in the asset class are wider of their historical tights
4. Through both the “lower for longer” environment and the current period, Securitized Credit has outperformed corporates on an absolute and risk-adjusted return basis

In our view, not only could Securitized Credit feature in the multi-sector fixed income component of portfolios, it could in fact be the stand-alone asset allocation for institutional multi-asset allocators.

Securitized Credit features in multi-sector fixed income

What may come as a surprise to investors is that Securitized Credit actually already features in multi-sector fixed income allocations either directly through a multi-sector fixed income allocation or indirectly through the Bloomberg Global Aggregate.

Taking a look at the Bloomberg Global Aggregate, Securitized Credit makes up 13% of the index. Of this, the majority (11%) is in US Fixed Rate Agency MBS, with the remainder in Other ABS.

The value of investments and any income from them can go down as well as up and investors may not get back the amount originally invested. Any views expressed were held at the time of preparation and are subject to change without notice. For informational purposes only and should not be construed as a recommendation to invest in the specific country, product, strategy, sector, or security.

Source: Bloomberg, HSBC Asset Management. Data as at 31 July 2025

Authors



Andrew Jackson

Head of Portfolio Management,
Securitized Credit



Paul Mitchell

Senior Investment Specialist,
Global, Securitized
& Sterling Fixed Income



Jai Lakhani

Investment Specialist,
Global, Securitized
& Sterling Fixed Income

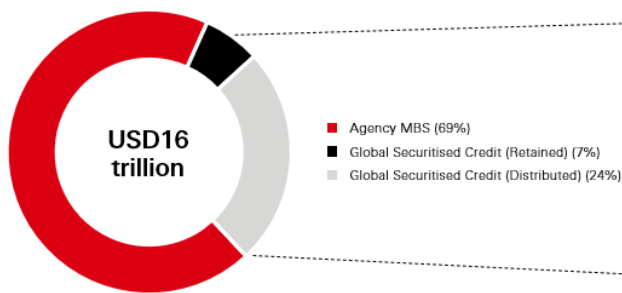
Is this the right area of Securitised Credit to allocate to?

Although US Agency MBS is the largest part of the Securitised Credit universe making up c.\$11 trillion, the sole risk here is interest rate risk (the underlying securitisations are explicitly/implicitly guaranteed by government agencies).

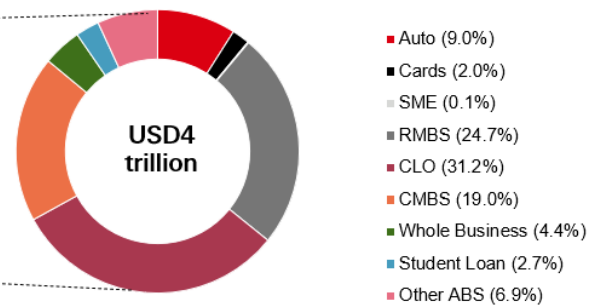
Given the current economic backdrop, investors are arguably not being compensated with yield for the duration risk being taken.

An area of Securitised Credit that offers yield enhancement, global opportunities, a unique cash flow profile and diversification benefits is the distributed Securitised Credit universe.

Total Securitisation Market



Global Securitized Credit (Distributed)



Sources: HSBC Asset Management; Australian Statistics Bureau; Reserve Bank of Australia, JPMorgan, BAML, Barclays; Data as of 31 July 2025.

As the chart on the right-hand side shows above, the distributed universe is large at \$4 trillion. It provides investors with access to CLOs, CMBS, RMBS and Other ABS.

Being predominantly floating rate, these sectors are and will continue to generate high levels of income whilst simultaneously stripping out the volatility from duration. Furthermore, the sector benefits from a complexity and illiquidity premium meaning it offers a higher spread than equivalently rated traditional fixed income corporates. Credit spreads in corporate bonds are also at historic tights and are more likely to widen than tighten from these levels.

What's more is that current spreads in Securitized Credit, as can be seen in the chart below, are wide of the tights achieved during normal market trading levels over the past 10 years. The same cannot be said for traditional fixed income which continues to test new tights.

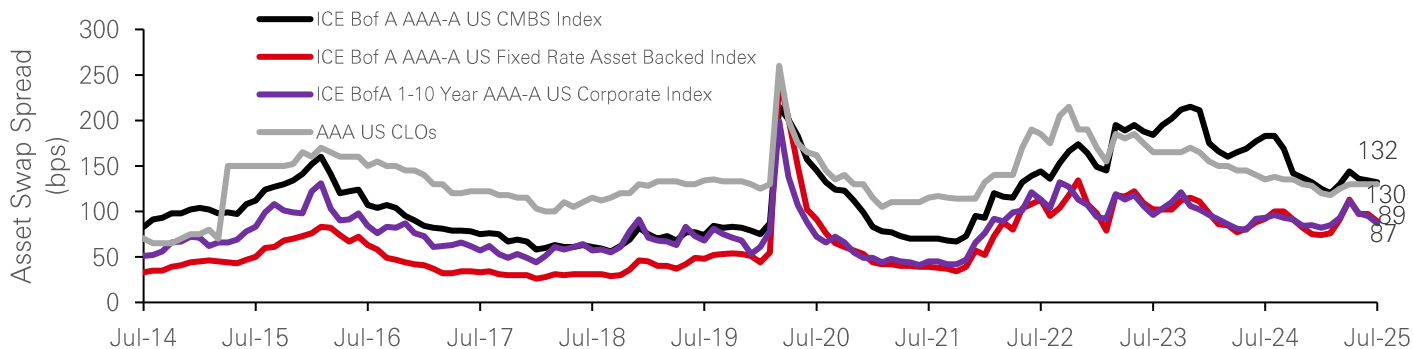
The real question for Multi-Asset allocators is where is the most relative value? As of 31 July 2025, the ICE BOFA AAA-A US CMBS index has an asset swap spread of 132bps. US AAA CLOs has an asset swap spread of 130bps.

As can be seen on the next page, this is 45bps and 43bps higher respectively than the ICE BOFA AAA-A US Corporate Index.

The value of investments and any income from them can go down as well as up and investors may not get back the amount originally invested. Any views expressed were held at the time of preparation and are subject to change without notice. For informational purposes only and should not be construed as a recommendation to invest in the specific country, product, strategy, sector, or security. Diversification does not ensure a profit or protect against loss.

Source: HSBC Asset Management. Data as at 31 July 2025

Spreads in distributed Securitized Credit offer the most relative historical value



Source: Bloomberg, HSBC Asset Management. Data as at 31 July 2025

What is the optimal allocation to distributed Securitized Credit?

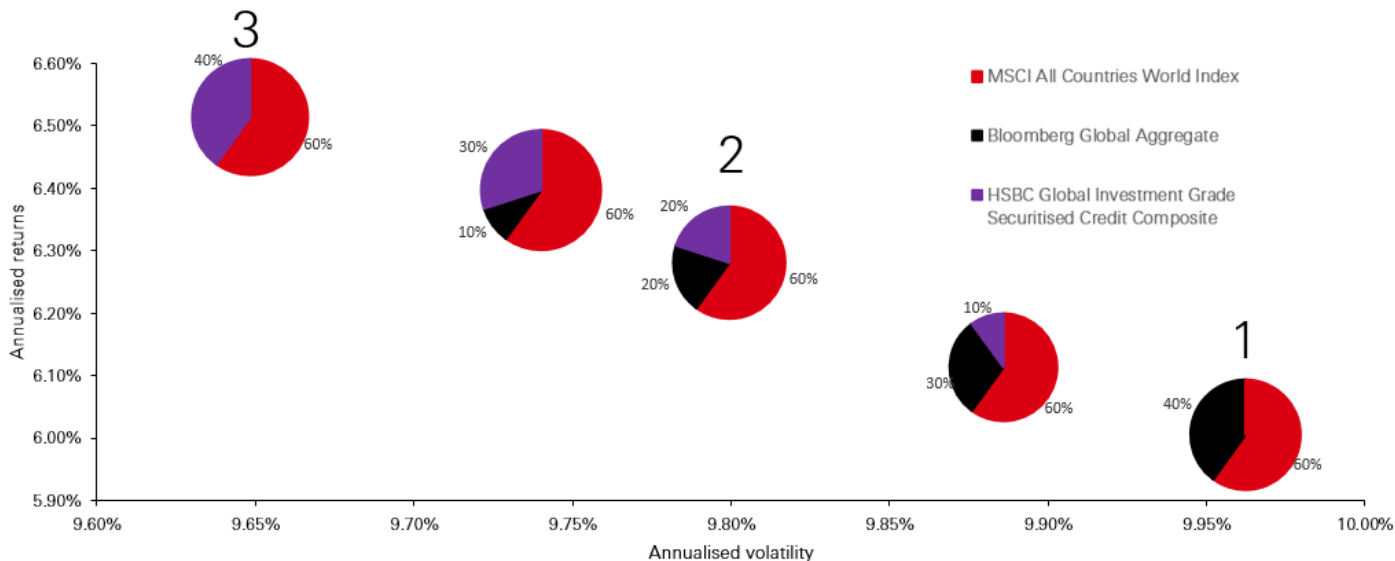
Multi-asset allocators seeking to dip their toes into Securitized Credit might be wondering what is the optimal allocation; we are all well versed in the efficient frontier when it comes to portfolio management. Some multi-sector fixed income managers allocate anywhere between 15% to 60% of their allocation to various types of both fixed and floating rate Securitized Credit.

The below chart would suggest that adding a high quality global Securitized Credit offering to a traditional 60/40 portfolio (combining equities and fixed income) could enhance returns whilst simultaneously lowering overall portfolio volatility. Looking at the past 12 years, a 60/40 portfolio returned 6.0% annually with an annualised portfolio volatility of 10.0%. (Number 1 in the chart below).

Replacing half of the fixed income allocation with the HSBC Global Investment Grade Securitized Credit composite increases annualised portfolio returns by 0.3% and lowers portfolio annualised volatility by 0.2%. (Number 2 in the chart below). Replacing the whole fixed income allocation increases annualised portfolio returns by a significant 0.6% and lowers annualised portfolio volatility by 0.3% (Number 3 in the chart below).

This is a significant diversification aspect for investors to consider; at an overall portfolio level, the right kind of Securitized Credit can increase returns whilst lowering volatility.

A global high quality Securitized Credit offering deserves a seat at the Multi-Asset table



Source: Bloomberg, HSBC Asset Management. Data from 31 July 2013 to 31 July 2025.

The value of investments and any income from them can go down as well as up and investors may not get back the amount originally invested. Past performance does not predict future returns. Any views expressed were held at the time of preparation and are subject to change without notice. For informational purposes only and should not be construed as a recommendation to invest in the specific country, product, strategy, sector, or security. Returns may vary with fluctuations in the exchange rate.

Currently, many multi-asset allocators obtain their Securitised Credit exposure through a multi-sector fixed income approach (similar to the Global Aggregate index). The above highlights they might be missing a trick. It is quite clear to see that including the right kind of Securitised Credit in a multi-asset portfolio provides diversification, higher returns and most importantly higher risk-adjusted returns.

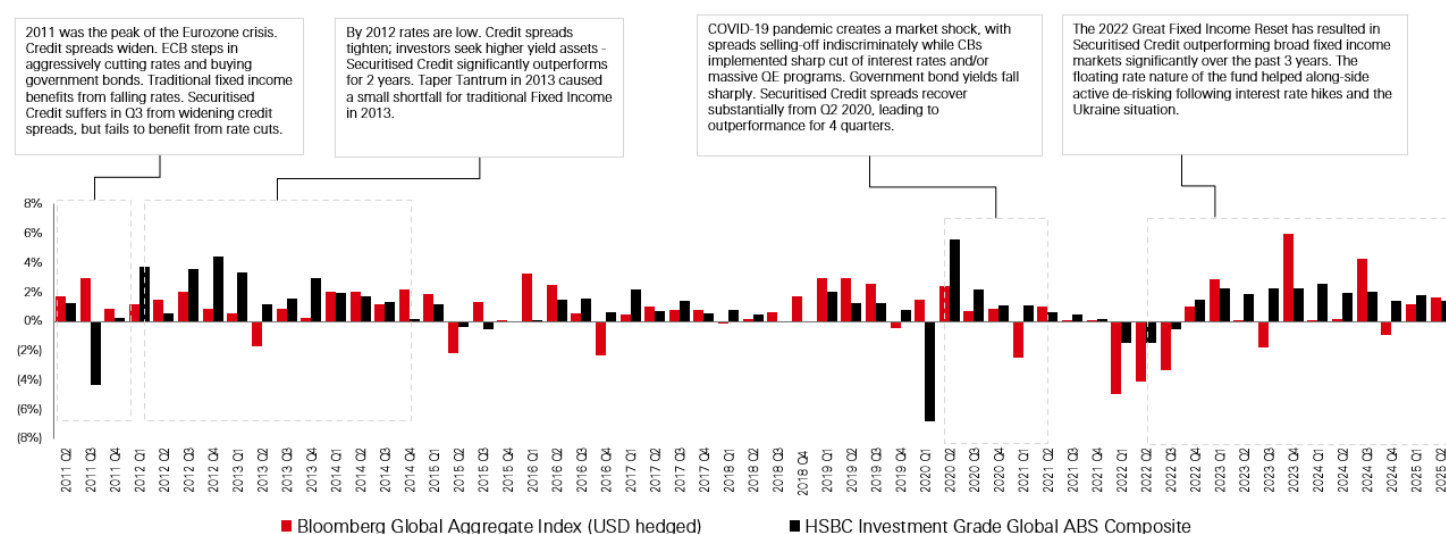
What about an outright allocation? The below chart shows that since 2011 Securitised Credit has outperformed the Bloomberg Global Aggregate.

What's interesting is that this includes credit shocks such as the Eurozone crisis, the Taper Tantrum, COVID-19 and more recently the Great Fixed Income Reset.

As the chart illustrates, initially the Bloomberg Global Aggregate outperforms due to higher duration exposure especially when compared to Securitised Credit specifically. Being a predominantly floating-rate credit product, the initial impact results in credit spreads widening without the duration protection from interest rates falling.

However, the subsequent recovery in credit spreads results in noticeable outperformance which is driven by the higher income of the asset class. What's more is that historically these market dislocations have provided opportunities for active managers to source high quality securities at discounted prices.

Securitised Credit can replace Fixed Income in a Multi-Asset portfolio



Source: HSBC Asset Management/Bloomberg Indices. Data as at 30 June 2025, calculated in USD. Returns may vary with fluctuations in the exchange rate.

The value of investments and any income from them can go down as well as up and investors may not get back the amount originally invested. Past performance does not predict future returns. Any views expressed were held at the time of preparation and are subject to change without notice. For informational purposes only and should not be construed as a recommendation to invest in the specific country, product, strategy, sector, or security.

A like-for-like comparison

One might argue that the Global Aggregate index may not be a fair comparator given it has circa 70% in government/government-related bonds vs a “credit-only” Securitized Credit offering.

Comparing an Investment Grade Securitized Credit offering versus a comparatively rated Investment Grade corporates index demonstrates the strong track record of Securitized Credit. As the table below shows, over a 15-year period, the HSBC Global Investment Grade Securitized Credit composite versus the Corporate Index has:

1. Outperformed on an absolute basis
2. Had a lower volatility profile
3. A superior Sharpe ratio
4. Due to its unique offering, a low correlation to fixed income corporates

The key takeaway however is that the composite has achieved this with a much lower duration profile. As the table below illustrates, the duration of the HSBC Global Investment Grade Securitized Credit composite of 0.6 years is 10 times lower than that of Bloomberg Global Aggregate corporate index of 6.0 years.

Securitized Credit can replace Fixed Income in a Multi-Asset portfolio

	Investment Grade	
	HSBC Global Investment Grade Securitized Credit Composite	Bloomberg Global Aggregate Corporate Index
Annualised Return	4.4%	3.7%
Volatility	3.0%	5.2%
Sharpe Ratio	0.9	0.4
Correlation ¹	0.45	
Duration ²	0.6 year	6.0 years

Rolling year returns (%)

	31/07/2024 to 31/07/2025	31/07/2023 to 31/07/2024	31/07/2022 to 31/07/2023	31/07/2021 to 31/07/2022	31/07/2020 to 31/07/2021	31/07/2019 to 31/07/2020	31/07/2018 to 31/07/2019	31/07/2017 to 31/07/2018	31/07/2016 to 31/07/2017	31/07/2015 to 31/07/2016
Global Investment Grade Securitized Credit Composite	6.60	9.17	7.21	-3.65	4.35	0.90	4.11	2.99	4.65	1.98

The value of investments and any income from them can go down as well as up and investors may not get back the amount originally invested. Past performance does not predict future returns. Any views expressed were held at the time of preparation and are subject to change without notice. For informational purposes only and should not be construed as a recommendation to invest in the specific country, product, strategy, sector, or security.

Source: HSBC Asset Management and Bloomberg. Data as at 31 July 2025, calculated in USD. All strategies and indices are USD hedged. Past performance is shown gross of fees, meaning any potential returns will be reduced by the deduction of investment management fees and any other expenses incurred. The Composite are denominated in USD. Returns may vary with fluctuations in the exchange rate. This material is supplemental to GIPS compliance requirements and is provided for your information. This supplemental material complements the GIPS compliant composite presentation which is available in the appendix. Please refer to the GIPS disclosure statement in the appendix for the impact of investment advisory fees and expenses on performance and for benchmark definitions. Performance data for the HSBC Global Investment Grade Securitized Credit Composite and the Bloomberg Global Aggregate Index is for the period 30 Jun 2010 to 31 July 2025.

Notes: (1) Correlations pre-Covid-19 were 0.30 (end-Jan 2020). (2) Duration refers to modified duration.

The demand is there

The asset class has many features that meet a diverse range of investors' requirements:

- ◆ As can be seen above, Multi-Asset allocators can benefit from the low correlation and diversification benefits.
- ◆ For pension funds, defined contribution and defined benefit strategies, Securitised Credit provides compelling income via yield enhancement.
- ◆ For insurance companies (subject to the underlying applied regulatory environment), it offers compelling capital treatment with higher returns than traditional fixed income with similar credit charges.
- ◆ Private Banks and Family Offices like the diversification, income generation and low correlations.
- ◆ Corporate Treasurers, looking for high-quality, higher-yielding alternatives to lower cash rates, have been allocating to Securitised Credit within their longer-term strategic cash bucket.

Conclusion

Multi-Sector fixed income is at a difficult juncture; rates markets are volatile, and traditional credit is struggling to offer risk-adjusted value going forwards. The \$4 trillion distributed Securitised Credit market is predominately floating rate, always offers a higher spread over corporates and is currently wider of its historical market tights. Securitised markets move differently to traditional asset classes meaning combined with a higher return profile, it also offers clear investor diversification benefits. Indeed, as illustrated above, it can enhance the return of a traditional 60/40 portfolio whilst lowering overall volatility. In fact, looking over the longer-term, Multi-Asset allocators could replace their current traditional fixed income allocation directly with Securitised Credit and fully reap the benefits and rewards that the asset class has to offer.

The value of investments and any income from them can go down as well as up and investors may not get back the amount originally invested. Any views expressed were held at the time of preparation and are subject to change without notice. For informational purposes only and should not be construed as a recommendation to invest in the specific country, product, strategy, sector, or security.

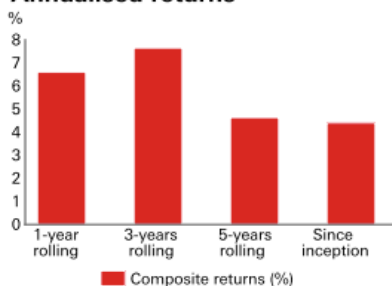
Source: HSBC Asset Management. Data as at 31 July 2025

Global Investment Grade Securitised Credit

GIPS® report to 31 July 2025

Inception date:	30 June 2010
Reporting currency:	USD
Return type:	Gross

Annualised returns



Annual and partial periods



Period	Composite returns (%)	Year	Returns	Accounts and dispersion		Risk, 3-year standard deviation	AUM			
			Composite returns (%)	Accounts at end	90th percentile returns	10th percentile returns	Composite volatility	Composite at end (m)	% firm assets	Total firm at end (m)
1-year rolling	6.60	Dec-24 to Jul-25	3.80	≤5	3.80	3.80	1.59	4,603.66		
3-years rolling	7.65	2024	8.18	≤5	8.18	8.18	2.46	3,044.17		
5-years rolling	4.64	2023	8.90	≤5	8.90	8.90	2.37	1,971.75	0.39	504,900.49
Since inception	4.40	2022	(2.07)	≤5	(2.07)	(2.07)	5.38	1,256.04	0.31	399,106.53
		2021	2.39	≤5	2.39	2.39	5.06	1,631.95	0.38	427,704.00
		2020	1.61	≤5	1.61	1.61	5.08	783.33	0.20	401,218.93
		2019	5.32	≤5	5.32	5.32	1.00	1,055.52	0.32	327,265.51
		2018	1.83	≤5	1.83	1.83	1.10	508.20	0.20	253,946.01
		2017	4.94	≤5	4.94	4.94	1.19	338.26	0.12	275,420.02
		2016	3.70	≤5	3.70	3.70	1.16	101.12	0.04	227,899.34
		2015	0.24	≤5	0.24	0.24	2.21	35.25	0.02	223,598.72

Disclosures: Report to 31 July 2025

HSBC Asset Management claims compliance with the Global Investment Performance Standards (GIPS®) and has prepared and presented this report in compliance with the GIPS standards. HSBC Asset Management has been independently verified for the periods 1 January 2006 through 31 December 2023. The verification reports are available upon request. A firm that claims compliance with the GIPS standards must establish policies and procedures for complying with all the applicable requirements of the GIPS standards. Verification provides assurance on whether the firm's policies and procedures related to composite and pooled fund maintenance, as well as the calculation, presentation, and distribution of performance, have been designed in compliance with the GIPS standards and have been implemented on a firm-wide basis. Verification does not provide assurance on the accuracy of any specific performance report.

The composite creation date is 25/03/2015

A list of composite descriptions, a list of limited distribution pooled fund descriptions, and a list of broad distribution pooled funds are available upon request. The Firm's policies for valuing investments, calculating performance, and preparing GIPS reports are available upon request.

Prior to 2011, HSBC Asset Management maintained eight distinct GIPS Firms. The Firms were defined by legal business entity. All existing group Firms were thereafter amalgamated into a single global Firm definition. Historical performance shown prior to January 1, 2006 reflects the performance of a legacy Firm GIPS composite.

HSBC Asset Management (the Firm) consists of discretionary accounts and sub-accounts managed as discrete mandates within specified local HSBC Asset Management entities. The Firm comprises the following: HSBC Global Asset Management (Deutschland) GmbH, HSBC Global Asset Management (Hong Kong) Limited, HSBC Global Asset Management (USA) Inc., HSBC Global Asset Management (France), HSBC Global Asset Management (Canada) Limited (Until 28th March 2024), and HSBC Global Asset Management (UK) Limited, inclusive of authorised mutual funds and mandates investing primarily in Asset Backed Securities (ABS) managed in these locations. The Firm excludes portfolios and funds managed by the Alternative Investments and ABS teams (with the exception of ABS funds referenced herein), LDI products, French regulated employee (FCPE) schemes, and private client accounts as these products operate under a materially different philosophy and process and/or regulatory environment.

No benchmark is presented for this composite. Constituent accounts within the composite have the objective of achieving an absolute return within the investment mandate, and are assessed without reference to any index.

The Global Investment Grade Securitised Credit composite consists of all discretionary accounts and mandates, where the investment objective is to invest for total return, in a global portfolio of Securitised Credit bonds that are predominantly rated AAA to A.

Actual management fees are negotiable at the discretion of HSBC.

Performance returns are calculated gross of investment management fees and other non-trading related expenses. Gross returns were used to calculate all risk measures presented in this GIPS Composite Report.

The performance presented in this composite report is calculated net of unreclaimable withholding taxes.

Warnings: The historical performance presented in these reports should not be seen as an indication of future performance; The value of your investment and any income from it can go down as well as up. Where overseas securities are held the rate of exchange may cause the value of the investment to go down as well as up. Investors should also be aware that other performance calculation methods may produce different results, and that the results for specific portfolios and for different periods may vary from the returns presented in these reports; Comparisons of investment returns should consider qualitative circumstances and should be made only to portfolios with generally similar investment objectives. In the USA, this information is intended for use solely in one-on-one presentations.

The standard annual investment management fee for separately managed institutional accounts is 0.45% pa.

Portfolios in the composite may invest in swaps, futures, options, and forwards for the purpose of risk hedging and/or return enhancement.

The firm's gross of fee performance returns are reduced by trading expenses but do not reflect the deduction of investment advisory fees. A client's actual performance will be reduced by investment advisory fees as well as other expenses charged to a client's account. As an example, an annual investment advisory fee of 0.60% would reduce an annualized five year performance return of 5.00% (gross of investment advisory fees) to an annualized five year performance return of 4.37% (net of investment advisory fees).

The composite's net of fee returns are calculated using the highest fee rate charged amongst the current constituents in the composite as described below. The process of determining the highest fee was based on reviewing the fee structures of all the current accounts within the composite. The composite may consist of segregated managed accounts and/or pooled vehicles. For segregated managed accounts that may have a fee scale that reduces the management fee as assets under management increase, the highest fee rate of the scale will be considered. For pooled vehicles, the management fee of the fund's institutional share class are considered. The constituent determined to have the highest fee rate will have that fee rate applied evenly across the composite. The fee rate is accounted for on an accrual basis and applied monthly. Portfolios may have a performance based fee which is subject to negotiation.

The dispersion of returns are measured by the percentiles of gross portfolio returns represented within the composite.

The GIPS Total Firm AUM is calculated and shown on a quarterly basis.

Prior to 01/09/2019 the composite was called Investment Grade Global Asset Backed Securities. The new composite name is to reflect ABS changing to Securitised Credit.

GIPS® is a registered trademark of CFA Institute. CFA Institute does not endorse or promote this organisation, nor does it warrant the accuracy or quality of the content contained herein.

'Global' was removed from the Firm name effective 01 December 2021 as part of rebranding, and does not affect the composition of the firm or the strategies managed within it.

The composite's net of fee returns are calculated using the highest fee rate charged amongst the current constituents in the composite as described below. The process of determining the highest fee was based on reviewing the fee structures of all the current accounts within the composite. The composite may consist of segregated managed accounts and/or pooled vehicles. For segregated managed accounts that may have a fee scale that reduces the management fee as assets under management increase, the highest fee rate of the scale will be considered. For pooled vehicles, the management fee of the fund's institutional share class are considered. The constituent determined to have the highest fee rate will have that fee rate applied evenly across the composite. The fee rate is accounted for on an accrual basis and applied monthly. Portfolios may have a performance based fee which is subject to negotiation.

The dispersion of returns are measured by the percentiles of gross portfolio returns represented within the composite.

The GIPS Total Firm AUM is calculated and shown on a quarterly basis.

Prior to 01/09/2019 the composite was called Investment Grade Global Asset Backed Securities. The new composite name is to reflect ABS changing to Securitised Credit.

GIPS® is a registered trademark of CFA Institute. CFA Institute does not endorse or promote this organisation, nor does it warrant the accuracy or quality of the content contained herein.

'Global' was removed from the Firm name effective 01 December 2021 as part of rebranding, and does not affect the composition of the firm or the strategies managed within it.

Key risks

The value of investments and any income from them can go down as well as up and investors may not get back the amount originally invested.

- ◆ **Interest rate risk:** As interest rates rise debt securities will fall in value. The value of debt is inversely proportional to interest rate movements.
- ◆ **Counterparty risk:** The possibility that the counterparty to a transaction may be unwilling or unable to meet its obligations.
- ◆ **Credit risk:** Issuers of debt securities may fail to meet their regular interest and/or capital repayment obligation. All credit instruments therefore have the potential for default. Higher yielding securities are more likely to default.
- ◆ **Default risk:** The issuers of certain bonds could become unwilling or unable to make payments on their bonds.
- ◆ **Emerging markets risk:** Emerging markets are less established, and often more volatile, than developed markets and involve higher risks, particularly market, liquidity and currency risks.
- ◆ **Exchange rate risk:** Investing in assets denominated in a currency other than that of the investor's own currency perspective exposes the value of the investment to exchange rate fluctuations.
- ◆ **Investment leverage risk:** Investment Leverage occurs when the economic exposure is greater than the amount invested, such as when derivatives are used. A Fund that employs leverage may experience greater gains and/or losses due to the amplification effect from a movement in the price of the reference source.
- ◆ **Asset Backed Securities (ABS) risk:** ABS are typically constructed from pools of assets (e.g. mortgages) that individually have an option for early settlement or extension and have potential for default. Cash flow terms of the ABS may change and significantly impact both the value and liquidity of the contract.
- ◆ **Derivatives risk:** The value of derivative contracts is dependent upon the performance of an underlying asset. A small movement in the value of the underlying can cause a large movement in the value of the derivative. Unlike exchange traded derivatives, over-the-counter (OTC) derivatives have credit risk associated with the counterparty or institution facilitating the trade.
- ◆ **High yield risk:** Higher yielding debt securities characteristically bear greater credit risk than investment grade and/or government securities.
- ◆ **Liquidity risk:** Liquidity is a measure of how easily an investment can be converted to cash without a loss of capital and/or income in the process. The value of assets may be significantly impacted by liquidity risk during adverse markets conditions.
- ◆ **Operational risk:** The main risks are related to systems and process failures. Investment processes are overseen by independent risk functions which are subject to independent audit and supervised by regulators.

Further information on the potential risks can be found in the governing documents.

Important information

For professional clients and intermediaries within countries and territories set out below; and for institutional investors and financial advisors in the US. This document should not be distributed to or relied upon by retail clients/investors.

The value of investments and the income from them can go down as well as up and investors may not get back the amount originally invested. The performance figures contained in this document relate to past performance, which should not be seen as an indication of future returns. Future returns will depend, inter alia, on market conditions, investment manager's skill, risk level and fees. Where overseas investments are held the rate of currency exchange may cause the value of such investments to go down as well as up. Investments in emerging markets are by their nature higher risk and potentially more volatile than those inherent in some established markets. Economies in Emerging Markets generally are heavily dependent upon international trade and, accordingly, have been and may continue to be affected adversely by trade barriers, exchange controls, managed adjustments in relative currency values and other protectionist measures imposed or negotiated by the countries and territories with which they trade. These economies also have been and may continue to be affected adversely by economic conditions in the countries and territories in which they trade.

The contents of this document may not be reproduced or further distributed to any person or entity, whether in whole or in part, for any purpose. All non-authorized reproduction or use of this document will be the responsibility of the user and may lead to legal proceedings. The material contained in this document is for general information purposes only and does not constitute advice or a recommendation to buy or sell investments. Some of the statements contained in this document may be considered forward looking statements which provide current expectations or forecasts of future events. Such forward looking statements are not guarantees of future performance or events and involve risks and uncertainties. Actual results may differ materially from those described in such forward-looking statements as a result of various factors. We do not undertake any obligation to update the forward-looking statements contained herein, or to update the reasons why actual results could differ from those projected in the forward-looking statements. This document has no contractual value and is not by any means intended as a solicitation, nor a recommendation for the purchase or sale of any financial instrument in any jurisdiction in which such an offer is not lawful. The views and opinions expressed herein are those of HSBC Asset Management at the time of preparation and are subject to change at any time. These views may not necessarily indicate current portfolios' composition. Individual portfolios managed by HSBC Asset Management primarily reflect individual clients' objectives, risk preferences, time horizon, and market liquidity. Foreign and emerging markets. Investments in foreign markets involve risks such as currency rate fluctuations, potential differences in accounting and taxation policies, as well as possible political, economic, and market risks. These risks are heightened for investments in emerging markets which are also subject to greater illiquidity and volatility than developed foreign markets. This commentary is for information purposes only. It is a marketing communication and does not constitute investment advice or a recommendation to any reader of this content to buy or sell investments nor should it be regarded as investment research. It has not been prepared in accordance with legal requirements designed to promote the independence of investment research and is not subject to any prohibition on dealing ahead of its dissemination. This document is not contractually binding nor are we required to provide this to you by any legislative provision.

This document provides a high-level overview of the recent economic environment. It is for marketing purposes and does not constitute investment research, investment advice nor a recommendation to any reader of this content to buy or sell investments. It has not been prepared in accordance with legal requirements designed to promote the independence of investment research and is not subject to any prohibition on dealing ahead of its dissemination.

All data from HSBC Asset Management unless otherwise specified. Any third-party information has been obtained from sources we believe to be reliable, but which we have not independently verified.

HSBC Asset Management is the brand name for the asset management business of HSBC Group, which includes the investment activities that may be provided through our local regulated entities. HSBC Asset Management is a group of companies in many countries and territories throughout the world that are engaged in investment advisory and fund management activities, which are ultimately owned by HSBC Holdings Plc. (HSBC Group). The above communication is distributed by the following entities:

- ◆ In Australia, this document is issued by HSBC Bank Australia Limited ABN 48 006 434 162, AFSL 232595, for HSBC Global Asset Management (Hong Kong) Limited ARBN 132 834 149 and HSBC Global Asset Management (UK) Limited ARBN 633 929 718. This document is for institutional investors only and is not available for distribution to retail clients (as defined under the Corporations Act). HSBC Global Asset Management (Hong Kong) Limited and HSBC Global Asset Management (UK) Limited are exempt from the requirement to hold an Australian financial services license under the Corporations Act in respect of the financial services they provide. HSBC Global Asset Management (Hong Kong) Limited is regulated by the Securities and Futures Commission of Hong Kong under the Hong Kong laws, which differ from Australian laws. HSBC Global Asset Management (UK) Limited is regulated by the Financial Conduct Authority of the United Kingdom and, for the avoidance of doubt, includes the Financial Services Authority of the United Kingdom as it was previously known before 1 April 2013, under the laws of the United Kingdom, which differ from Australian laws;
- ◆ In Bermuda by HSBC Global Asset Management (Bermuda) Limited, of 37 Front Street, Hamilton, Bermuda which is licensed to conduct investment business by the Bermuda Monetary Authority;
- ◆ In Chile: Operations by HSBC's headquarters or other offices of this bank located abroad are not subject to Chilean inspections or regulations and are not covered by warranty of the Chilean state. Obtain information about the state guarantee to deposits at your bank or on www.cmfchile.cl;
- ◆ In Colombia: HSBC Bank USA NA has an authorized representative by the Superintendencia Financiera de Colombia (SFC) whereby its activities conform to the General Legal Financial System. SFC has not reviewed the information provided to the investor. This document is for the exclusive use of institutional investors in Colombia and is not for public distribution;
- ◆ In France, Belgium, Netherlands, Luxembourg, Portugal, Greece, Finland, Norway, Denmark and Sweden by HSBC Global Asset Management (France), a Portfolio Management Company authorised by the French regulatory authority AMF (no. GP99026);
- ◆ In Germany by HSBC Global Asset Management (Deutschland) GmbH which is regulated by BaFin (German clients) respective by the Austrian Financial Market Supervision FMA (Austrian clients);
- ◆ In Hong Kong by HSBC Global Asset Management (Hong Kong) Limited, which is regulated by the Securities and Futures Commission. This video/content has not been reviewed by the Securities and Futures Commission;
- ◆ In India by HSBC Asset Management (India) Pvt Ltd. which is regulated by the Securities and Exchange Board of India;
- ◆ In Italy and Spain by HSBC Global Asset Management (France), a Portfolio Management Company authorised by the French regulatory authority AMF (no. GP99026) and through the Italian and Spanish branches of HSBC Global Asset Management (France), regulated respectively by Banca d'Italia and Commissione Nazionale per le Società e la Borsa (Consob) in Italy, and the Comisión Nacional del Mercado de Valores (CNMV) in Spain;
- ◆ In Malta by HSBC Global Asset Management (Malta) Limited which is regulated and licensed to conduct Investment Services by the Malta Financial Services Authority under the Investment Services Act;
- ◆ In Mexico by HSBC Global Asset Management (Mexico), SA de CV, Sociedad Operadora de Fondos de Inversión, Grupo Financiero HSBC which is regulated by Comisión Nacional Bancaria y de Valores;
- ◆ In the United Arab Emirates, Qatar, Bahrain & Kuwait by HSBC Global Asset Management MENA, a unit within HSBC Bank Middle East Limited, U.A.E Branch, PO Box 66 Dubai, UAE, regulated by the Central Bank of the U.A.E. and the Securities and Commodities Authority in the UAE under SCA license number 602004 for the purpose of this promotion and lead regulated by the Dubai Financial Services Authority. HSBC Bank Middle East Limited is a member of the HSBC Group and HSBC Global Asset Management MENA are marketing the relevant product only in a sub-distributing capacity on a principal-to-principal basis. HSBC Global Asset Management MENA may not be licensed under the laws of the recipient's country of residence and therefore may not be subject to supervision of the local regulator in the recipient's country of residence. One of more of the products and services of the manufacturer may not have been approved by or registered with the local regulator and the assets may be booked outside of the recipient's country of residence.

- ◆ In Peru: HSBC Bank USA NA has an authorized representative by the Superintendencia de Banca y Seguros in Perú whereby its activities conform to the General Legal Financial System - Law No. 26702. Funds have not been registered before the Superintendencia del Mercado de Valores (SMV) and are being placed by means of a private offer. SMV has not reviewed the information provided to the investor. This document is for the exclusive use of institutional investors in Perú and is not for public distribution;
- ◆ In Singapore by HSBC Global Asset Management (Singapore) Limited, which is regulated by the Monetary Authority of Singapore. The content in the document/video has not been reviewed by the Monetary Authority of Singapore;
- ◆ In Switzerland by HSBC Global Asset Management (Switzerland) AG. This document is intended for professional investor use only. For opting in and opting out according to FinSA, please refer to our website; if you wish to change your client categorization, please inform us. HSBC Global Asset Management (Switzerland) AG having its registered office at Gartenstrasse 26, PO Box, CH-8002 Zurich has a licence as an asset manager of collective investment schemes and as a representative of foreign collective investment schemes. Disputes regarding legal claims between the Client and HSBC Global Asset Management (Switzerland) AG can be settled by an ombudsman in mediation proceedings. HSBC Global Asset Management (Switzerland) AG is affiliated to the ombudsman FINOS having its registered address at Talstrasse 20, 8001 Zurich. There are general risks associated with financial instruments, please refer to the Swiss Banking Association ("SBA") Brochure "Risks Involved in Trading in Financial Instruments";
- ◆ In Taiwan by HSBC Global Asset Management (Taiwan) Limited which is regulated by the Financial Supervisory Commission R.O.C. (Taiwan);
- ◆ In Turkiye by HSBC Asset Management A.S. Turkiye (AMTU) which is regulated by Capital Markets Board of Turkiye. Any information here is not intended to distribute in any jurisdiction where AMTU does not have a right to. Any views here should not be perceived as investment advice, product/service offer and/or promise of income. Information given here might not be suitable for all investors and investors should be giving their own independent decisions. The investment information, comments and advice given herein are not part of investment advice activity. Investment advice services are provided by authorized institutions to persons and entities privately by considering their risk and return preferences, whereas the comments and advice included herein are of a general nature. Therefore, they may not fit your financial situation and risk and return preferences. For this reason, making an investment decision only by relying on the information given herein may not give rise to results that fit your expectations.
- ◆ In the UK by HSBC Global Asset Management (UK) Limited, which is authorised and regulated by the Financial Conduct Authority;
- ◆ In Uruguay, operations by HSBC's headquarters or other offices of this bank located abroad are not subject to Uruguayan inspections or regulations and are not covered by warranty of the Uruguayan state. Further information may be obtained about the state guarantee to deposits at your bank or on www.bcu.gub.uy;
- ◆ And in the US by HSBC Global Asset Management (USA) Inc. which is an investment adviser registered with the US Securities and Exchange Commission.

Copyright © HSBC Global Asset Management Limited 2025. All rights reserved. No part of this publication may be reproduced, stored in a retrieval system, or transmitted, on any form or by any means, electronic, mechanical, photocopying, recording, or otherwise, without the prior written permission of HSBC Global Asset Management Limited.

Content ID: D053516_v3.0 ; Expiry Date: 31.07.2026