

HSBC Global Investment Funds

GLOBAL SUSTAINABLE LONG TERM EQUITY

Marketing communication | Monthly report 31 May 2025 | Share class BCGBP



Investment objective

The Fund aims to make a positive environmental, social and governance (ESG) impact, by investing in shares and other similar securities issued by companies that actively contribute to United Nations Sustainable Development Goals (Contributing Companies and SDGs), while also aiming to provide long-term capital growth and income. The Fund qualifies under Article 9 of SFDR.



Investment strategy

The Fund is actively managed.

The Fund's investment principles, together with ESG impact analysis and fundamental qualitative company analysis are used to determine the Fund's investments and may include: continuous engagement with Contributing Companies regarding their ESG credentials and with companies regarding their ESG credentials at various stages of their ESG transition; companies following good ESG practices resulting in low and/or decreasing carbon intensity.

The SDGs that Contributing Companies contribute to include, but are not limited to: Climate Action, Affordable and Clean Energy, Clean Water and Sanitation, Good Health and Well Being and Reduced Inequalities.

Companies and/or issuers considered for inclusion within the Fund's portfolio will be subject to excluded activities in accordance with HSBC Asset Management's Responsible Investment Policies, which may change from time to time.

The Fund may invest up to: 20% in China A and China B-shares; 10% in Real Estate Investment Trusts; and up to 10% in funds.

See the Prospectus for a full description of the investment objectives and derivative usage.



Main risks

- The Fund's unit value can go up as well as down, and any capital invested in the Fund may be at risk.
- The value of investible securities can change over time due to a wide variety of factors, including but not limited to: political and economic news, government policy, changes in demographics, cultures and populations, natural or human-caused disasters etc.
- The Fund may invest in Emerging Markets, these markets are less established, and often more volatile, than developed markets and involve higher risks, particularly market, liquidity and currency risks.

Share Class Details

Key metrics

| | |
|---------------------|-----------------|
| NAV per Share | GBP 9.34 |
| Performance 1 month | 3.88% |

Fund facts

| | |
|---------------------------|-------------------------------------|
| UCITS V compliant | Yes |
| Dividend treatment | Accumulating |
| Dealing frequency | Daily |
| Valuation Time | 17:00 Luxembourg |
| Share Class Base Currency | GBP |
| Domicile | Luxembourg |
| Inception date | 14 March 2024 |
| Fund Size | USD 157,181,916 |
| Reference benchmark | 100% MSCI AC World Index TRI |
| Managers | Darryl Lucas |

Fees and expenses

| | |
|------------------------------------|---------------|
| Ongoing Charge Figure ¹ | 1.100% |
|------------------------------------|---------------|

Codes

| | |
|------------------|---------------------|
| ISIN | LU2669348232 |
| Bloomberg ticker | HSBGIBG LX |

¹Ongoing Charges Figure is an estimate as the share class has not been priced for a full financial year.

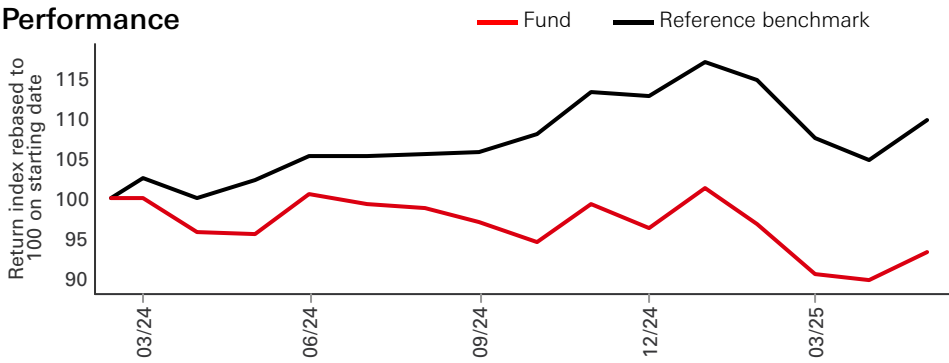
Past performance is not an indicator of future returns. The figures are calculated in the share class base currency, dividend reinvested, net of fees.

This is a marketing communication. Please refer to the prospectus and to the KID before making any final investment decisions.

For definition of terms, please refer to the Glossary QR code and Prospectus.

Source: HSBC Asset Management, data as at 31 May 2025

Performance

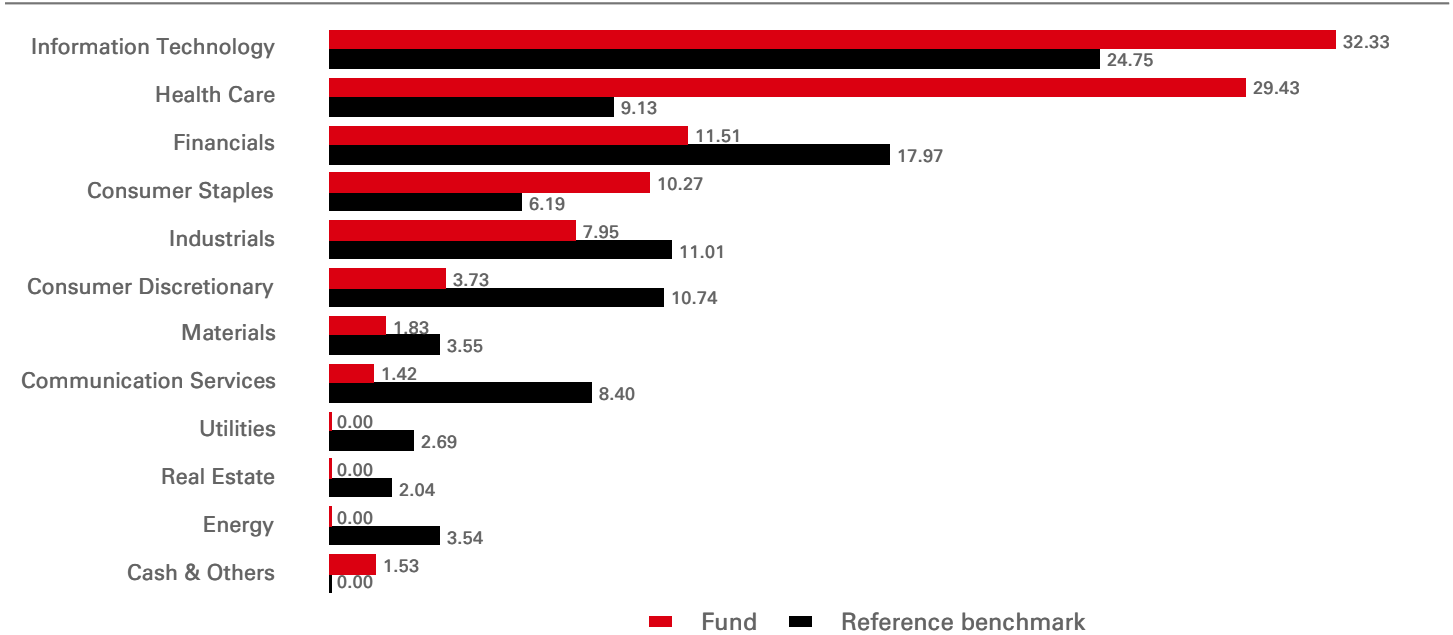


| Performance (%) | YTD | 1 month | 3 months | 6 months | 1 year | 3 years ann | 5 years ann | Since inception ann |
|---------------------|-------|---------|----------|----------|--------|-------------|-------------|---------------------|
| BCGBP | -3.08 | 3.88 | -3.49 | -5.84 | -2.22 | -- | -- | -5.45 |
| Reference benchmark | -2.58 | 4.74 | -4.28 | -3.08 | 7.30 | -- | -- | 7.98 |

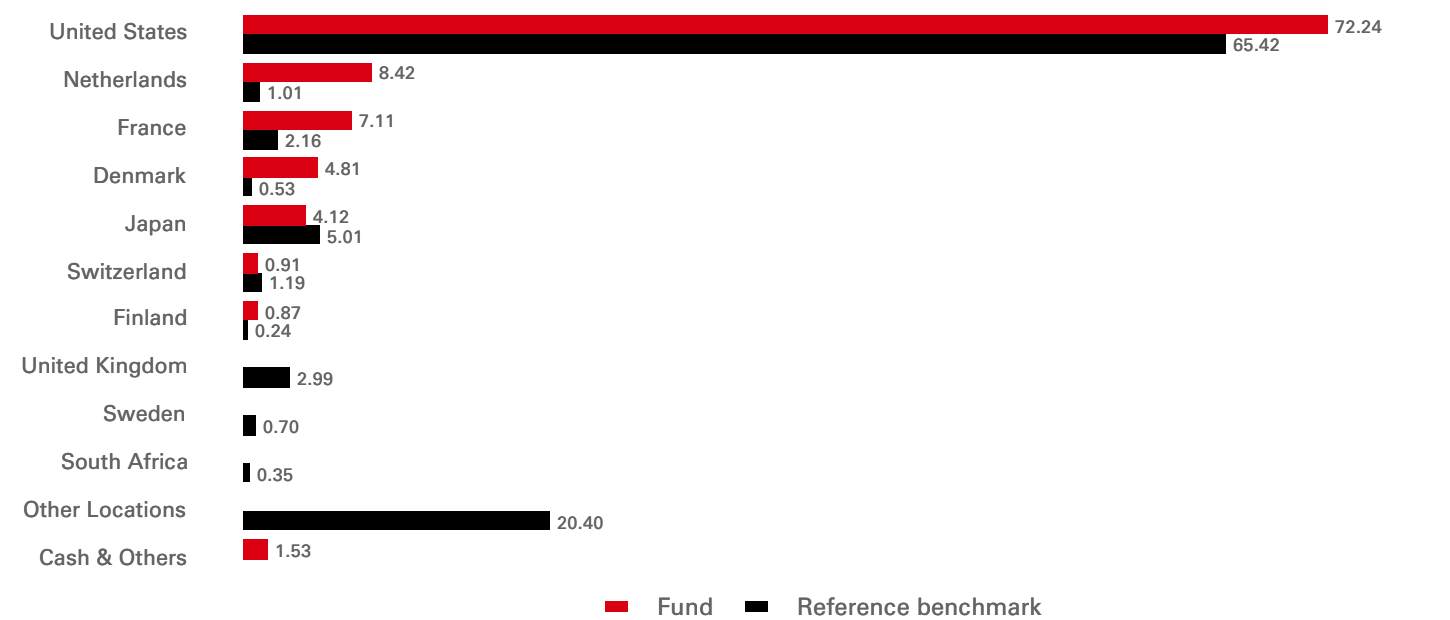
| Calendar year performance (%) | 2020 | 2021 | 2022 | 2023 | 2024 |
|-------------------------------|------|------|------|------|------|
| BCGBP | -- | -- | -- | -- | -- |
| Reference benchmark | -- | -- | -- | -- | -- |

| Equity characteristics | Fund | Reference benchmark | 3-Year Risk Measures | BCGBP | Reference benchmark |
|------------------------------|---------|---------------------|----------------------|-------|---------------------|
| No. of holdings ex cash | 27 | 2,568 | Volatility | -- | -- |
| Average Market Cap (USD Mil) | 498,317 | 646,086 | Information ratio | -- | -- |
| | | | Beta | -- | -- |

Sector Allocation (%)



Geographical Allocation (%)



| Top 10 Holdings | Sector | Weight (%) |
|-------------------------------|------------------------|------------|
| Microsoft Corp | Information Technology | 9.78 |
| ASML Holding NV | Information Technology | 8.42 |
| Visa Inc | Financials | 7.36 |
| L'Oreal SA | Consumer Staples | 7.11 |
| IDEXX Laboratories Inc | Health Care | 6.49 |
| Cadence Design Systems Inc | Information Technology | 4.19 |
| MSCI Inc | Financials | 4.15 |
| Alcon AG | Health Care | 4.10 |
| Waters Corp | Health Care | 4.06 |
| Automatic Data Processing Inc | Industrials | 3.88 |

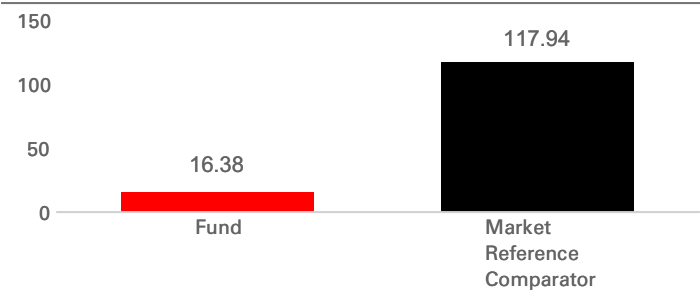
| MSCI ESG Score | ESG score | E | S | G |
|---------------------|-----------|-----|-----|-----|
| Fund | 8.5 | 7.3 | 6.2 | 6.6 |
| Reference benchmark | 6.7 | 6.6 | 5.1 | 5.6 |

The MSCI ESG Key Issue Score is the numerical, weighted average of MSCI's E, S, and G pillar scores. A higher number indicates a more favourable ESG profile in the view of MSCI.

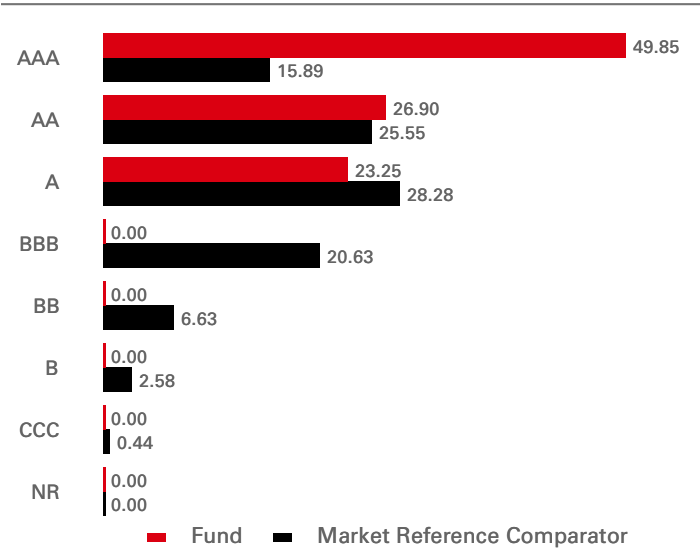
The weighted averages of the Key Issue Scores are aggregated and companies' scores are normalized by their industries. After any overrides are factored in, each company's Final Industry-Adjusted Score corresponds to a rating.

For more information, see MSCI ESG Ratings Methodology @ <https://www.msci.com/esg-and-climate-methodologies>

Carbon intensity emissions (%)



ESG score distribution (%)



Risk Disclosure

- The Fund may be concentrated in a limited number of securities, economic sectors and/or countries and as a result, may be more volatile and have a greater risk of loss than more broadly diversified funds.
- Derivatives may be used by the Fund, and these can behave unexpectedly. The pricing and volatility of many derivatives may diverge from strictly reflecting the pricing or volatility of their underlying reference(s), instrument or asset.
- Investment Leverage occurs when the economic exposure is greater than the amount invested, such as when derivatives are used. A Fund that employs leverage may experience greater gains and/or losses due to the amplification effect from a movement in the price of the reference source.
- Where overseas investments are held the rate of currency exchange may cause the value of such investments to go down as well as up.
- Further information on the potential risks can be found in the Key Information Document (KID) and/or the Prospectus or Offering Memorandum.

Index Disclaimer

Source: MSCI. The MSCI information may only be used for your internal use, may not be reproduced or disseminated in any form and may not be used as a basis for or a component of any financial instruments or products or indices. None of the MSCI information is intended to constitute investment advice or a recommendation to make (or refrain from making) any kind of investment decision and may not be relied on as such. Historical data and analysis should not be taken as an indication or guarantee of any future performance analysis, forecast or prediction. The MSCI information is provided on an "as is" basis and the user of this information assumes the entire risk of any use made of this information. MSCI, each of its affiliates and each other person involved in or related to compiling, computing or creating any MSCI information (collectively, the "MSCI Parties") expressly disclaims all warranties (including, without limitation, any warranties of originality, accuracy, completeness, timeliness, non-infringement, merchantability and fitness for a particular purpose) with respect to this information. Without limiting any of the foregoing, in no event shall any MSCI Party have any liability for any direct, indirect, special, incidental, punitive, consequential (including, without limitation, lost profits) or any other damages. (www.msci.com)

Benchmark disclosure

The Investment Advisor will use its discretion to invest in securities not included in the reference benchmark based on active investment management strategies and specific investment opportunities. It is foreseen that the reference benchmark will not be used as a universe from which to select securities.

Source: HSBC Asset Management, data as at 31 May 2025

Follow us on:



For more information please contact us at Tel: +352404646767.
www.assetmanagement.hsbc.com/uk
amgtransferagency@lu.hsbc.com
To help improve our service and in the interests of security we may record and/or monitor your communication with us.

Glossary



www.assetmanagement.hsbc.lu/api/v1/download/document/lu2004780537/lu/en/glossary

Important Information

This document is produced and distributed by HSBC Asset Management and is only intended for non-professional investors as defined by MIFID. The information contained herein is subject to change without notice. All non-authorised reproduction or use of this commentary and analysis will be the responsibility of the user and will be likely to lead to legal proceedings.

This information has no contractual value and is not by any means intended as a solicitation, nor an investment advice for the purchase or sale of any financial instrument in any jurisdiction in which such an offer is not lawful.

The commentary and analysis presented in this document reflect the opinion of HSBC Asset Management on the markets, according to the information available to date. They do not constitute any kind of commitment from HSBC Asset Management.

Tax treatment depends on The individual circumstances of each client and may be subject to change in The future.

Capital is not guaranteed. It is important to remember that the value of investments and any income from them can go down as well as up and is not guaranteed.

Please note that the distribution of the product can stop at any time by decision of the management company.

Consequently, HSBC Asset Management will not be held responsible for any investment or disinvestment decision taken on the basis of the commentary and/or analysis in this document.

All data from HSBC Asset Management unless otherwise specified.

Any third party information has been obtained from sources we believe to be reliable, but which we have not independently verified.

Further additional and complete information (including but not limited to) investor rights, costs and charges, please refer to the prospectus.

Term : The management company cannot terminate the Fund unilaterally. The Board of Directors may furthermore decide to liquidate the Fund in certain circumstances set out in the prospectus and articles of incorporation of the Fund.

If necessary, investors can refer to the complaints handling charter available in the banner of our website:

<https://www.assetmanagement.hsbc.lu/-/media/files/attachments/common/countries/luxembourg/client-complaints.pdf>

The fund is a sub-fund of HSBC Global Investment Funds, a Luxembourg domiciled SICAV.

Before subscription, investors should refer to Key investor document (KID) of the fund as well as its complete prospectus. For more detailed information on the risks associated with this fund, investors should refer to the complete prospectus of the fund

The shares of HSBC Global Investment Funds have not been and will not be offered for sale or sold in the United States of America, its territories or possessions and all areas subject to its jurisdiction, or to United States Persons.

Shares of the Company may not be offered or sold for sale or sold to any "U.S. Person within the meaning of the Articles of Incorporation, i.e. a citizen or resident of the United States of America (the "United States"), a partnership organised or existing under the laws of any state, territory or possession of the United States, or a corporation organised or existing under the laws of the United States or of any state, territory or possession thereof, or any estate or trust, other than an estate or trust the income of which from sources outside the United States is not includible in gross income for purposes of computing United States income tax payable by it.

Further information about the Company including the Prospectus, the most recent annual and semi-annual reports of the Company and the latest share prices, may be obtained free of charge, in English, from the Registrar and Transfer Agent by emailing amgtransferagency@lu.hsbc.com , or by visiting www.global.assetmanagement.hsbc.com.

The most recent Prospectus is available in English and German. Key Information Document (PRIIPs KID) are available in the local language where they are registered.

Detailed information for article 8 and 9 sustainable investment products, as categorised under the Sustainable Finance Disclosure Regulation (SFDR), including; description of the environmental or social characteristics or the sustainable investment objective; methodologies used to assess, measure and monitor the environmental or social characteristics and the impact of the selected sustainable investments and; objectives and benchmark information, can be found at: <https://www.assetmanagement.hsbc.co.uk/en/intermediary/investment-expertise/sustainable-investments/sustainable-investment-product-offering>