

HSBC Global Investment Funds

GLOBAL INFRASTRUCTURE EQUITY

Marketing communication | Monthly report 30 June 2025 | Share class AMFLXOAUD



Investment objective

The Fund aims to provide long term capital growth and income by investing in a concentrated, globally diversified portfolio of listed infrastructure shares, while promoting environmental, social and governance (ESG) characteristics. The Fund also aims to achieve a higher ESG score than the weighted average of the constituents of its reference benchmark. The Fund qualifies under Article 8 of SFDR.



Investment strategy

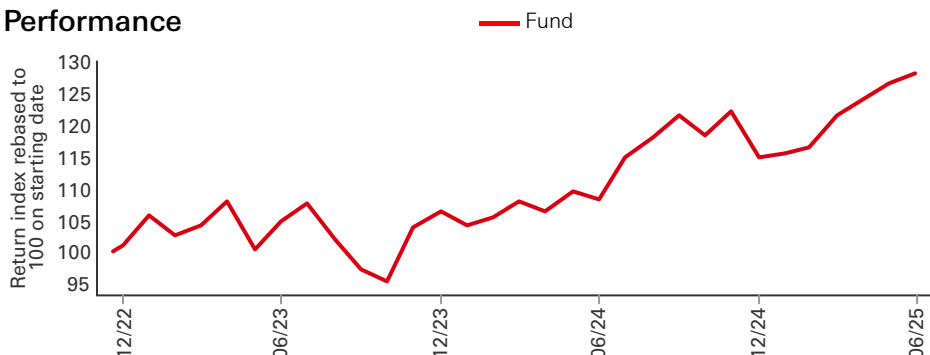
The Fund is actively managed. The Fund will invest at least 90% of its assets in shares (or securities similar to shares) of infrastructure related companies of any size, that are based in any country including developed and emerging markets. The Fund uses a bottom-up quality and valuation-based investment approach. The identification and analysis of a company's environmental and social factors and corporate governance practices is an integral part of the investment decision making process. The Fund can invest up to 20% in China A and China B-shares, up to 10% in other funds, may invest in money market instruments for treasury purposes and up to 25% in Real Estate Investment Trusts. See the Prospectus for a full description of the investment objectives and derivative usage.



Main risks

- The Fund's unit value can go up as well as down, and any capital invested in the Fund may be at risk.
- The value of investible securities can change over time due to a wide variety of factors, including but not limited to: political and economic news, government policy, changes in demographics, cultures and populations, natural or human-caused disasters etc.
- Investing in other funds involves certain risks an investor would not face if investing in markets directly. Governance of underlying assets can be the responsibility of third-party managers.

Performance



Share Class Details

Key metrics

NAV per Share	AUD 115.13
Performance 1 month	1.20%

Fund facts

UCITS V compliant	Yes
Dividend treatment	Distributing
Distribution Frequency	Monthly
Dividend ex-date	26 June 2025
Dividend Yield ¹	4.28%
Last Paid Dividend	0.394393
Dealing frequency	Daily
Valuation Time	17:00 Luxembourg
Share Class Base Currency	AUD
Domicile	Luxembourg
Inception date	19 December 2022
Fund Size	USD 1,798,369,088
Managers	Giuseppe CORONA

Fees and expenses

Ongoing Charge Figure ²	1.860%
------------------------------------	---------------

Codes

ISIN	LU2495998838
Bloomberg ticker	HBGIEAD LX

¹Dividend Yield: represents the ratio of distributed income over the last 12 months to the fund's current Net Asset Value.

²Ongoing Charges Figure is an estimate due to a change of fee structure.

Past performance is not an indicator of future returns. The figures are calculated in the share class base currency, dividend reinvested, net of fees.

This is a marketing communication. Please refer to the prospectus and to the KID before making any final investment decisions. For definition of terms, please refer to the Glossary QR code and Prospectus.

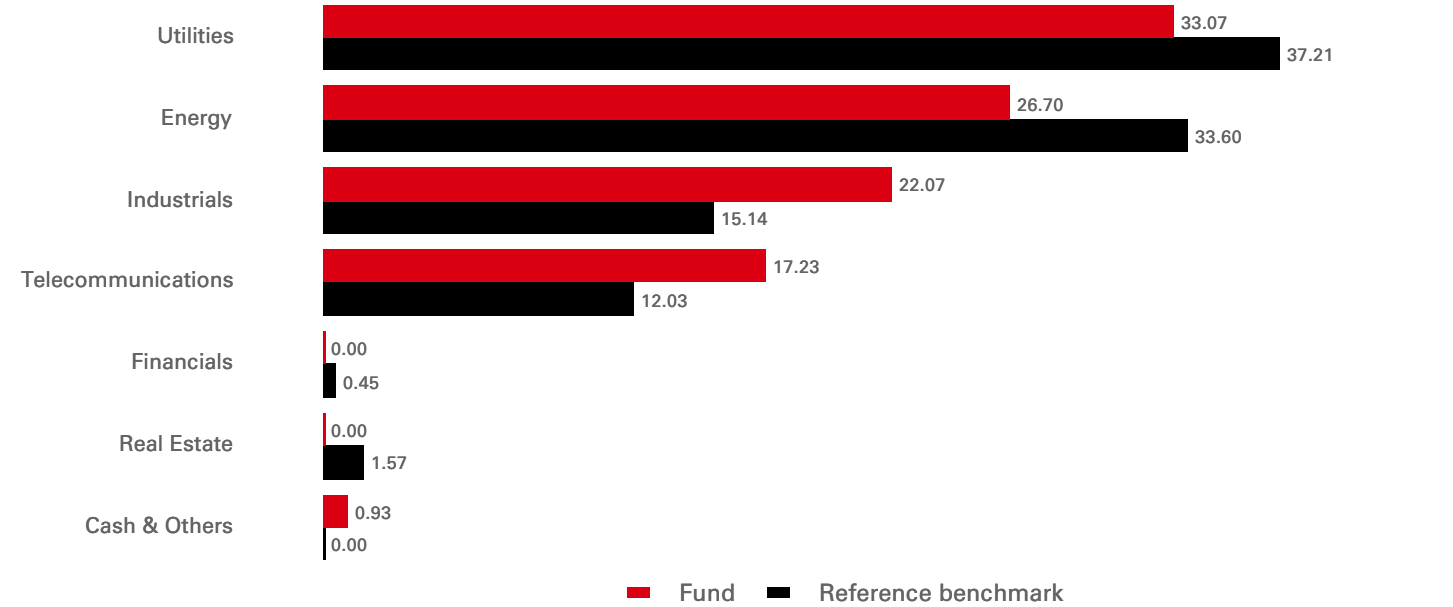
From launch to 30th August 2022 the benchmark was 50% Dow Jones Brookfield Global Infrastructure. 50% FTSE Global Core Infrastructure 50/50

Source: HSBC Asset Management, data as at 30 June 2025

Performance (%)	YTD	1 month	3 months	6 months	1 year	3 years ann	5 years ann	Since inception ann
AMFLXOAUD	11.51	1.20	5.58	11.51	18.53	--	--	10.35
Calendar year performance (%)				2020	2021	2022	2023	2024
AMFLXOAUD				--	--	--	5.34	8.08

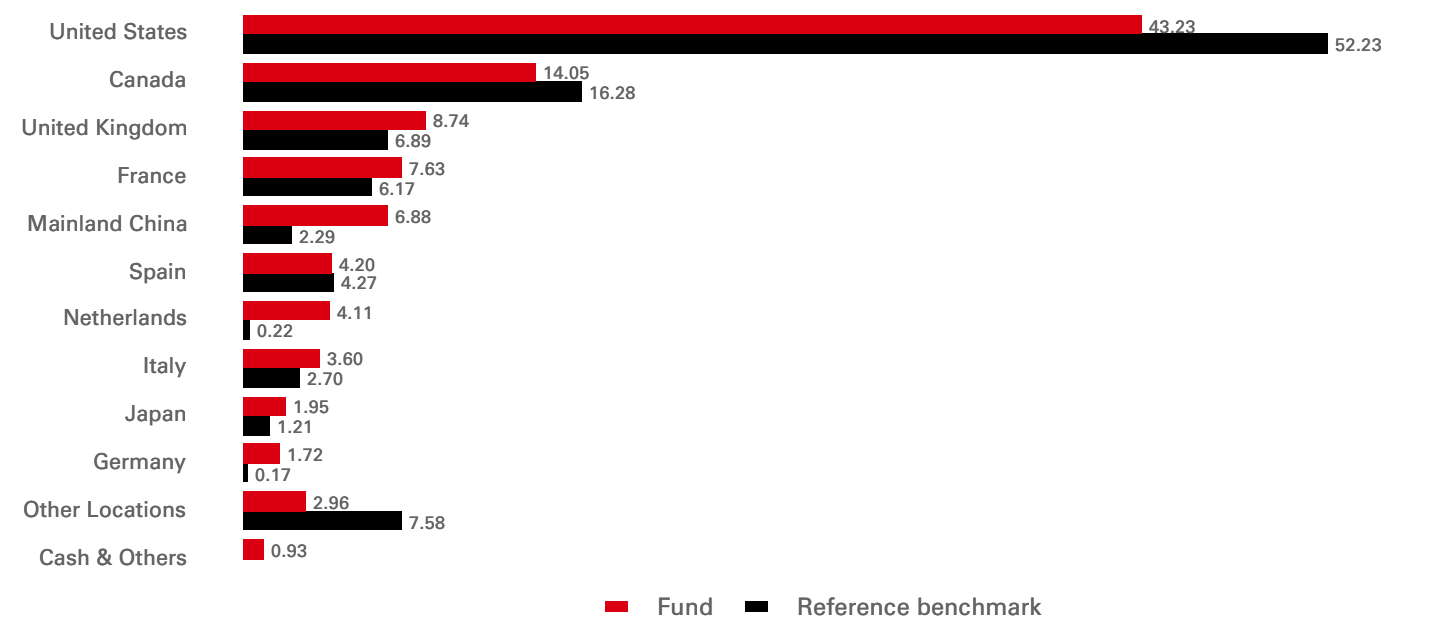
Equity characteristics	Fund	Reference benchmark	3-Year Risk Measures	AMFLXOAUD	Reference benchmark
No. of holdings ex cash	38	100	Volatility	--	--
Average Market Cap (USD Mil)	38,892	48,068	Beta	--	--

Sector Allocation (%)



Past performance is not an indicator of future returns. The figures are calculated in the share class base currency, dividend reinvested, net of fees. The benchmark data is that of the reference benchmark of the fund, as this data is calculated at fund level rather than share class level. The reference benchmark of the fund is 100% Dow Jones Brookfield Global Infrastructure
 Source: HSBC Asset Management, data as at 30 June 2025

Geographical Allocation (%)



Top 10 Holdings	Sector	Weight (%)
Cheniere Energy Inc	Energy	6.14
American Tower Corp	Telecommunications	5.51
Eversource Energy	Utilities	4.74
Cellnex Telecom SA	Telecommunications	4.20
Koninklijke Vopak NV	Industrials	4.11
National Grid PLC	Utilities	4.11
Enbridge Inc	Energy	4.02
Pennon Group PLC	Utilities	3.91
Pembina Pipeline Corp	Energy	3.81
Vinci SA	Industrials	3.56

The benchmark data is that of the reference benchmark of the fund, as this data is calculated at fund level rather than share class level. The reference benchmark of the fund is 100% Dow Jones Brookfield Global Infrastructure
 Source: HSBC Asset Management, data as at 30 June 2025

MSCI ESG Score	ESG score	E	S	G
Fund	7.8	7.3	6.6	6.6
Reference benchmark	6.8	6.7	5.8	5.9

The MSCI ESG Key Issue Score is the numerical, weighted average of MSCI's E, S, and G pillar scores. A higher number indicates a more favourable ESG profile in the view of MSCI.

The weighted averages of the Key Issue Scores are aggregated and companies' scores are normalized by their industries. After any overrides are factored in, each company's Final Industry-Adjusted Score corresponds to a rating.

For more information, see MSCI ESG Ratings Methodology @ <https://www.msci.com/esg-and-climate-methodologies>

Risk Disclosure

- The Fund may be concentrated in a limited number of securities, economic sectors and/or countries and as a result, may be more volatile and have a greater risk of loss than more broadly diversified funds.
- Investment Leverage occurs when the economic exposure is greater than the amount invested, such as when derivatives are used. A Fund that employs leverage may experience greater gains and/or losses due to the amplification effect from a movement in the price of the reference source.
- Real estate and related investments can be negatively impacted by any factor that makes an area or individual property less valuable.
- Liquidity is a measure of how easily the Fund's holdings can be quickly converted to cash. The value of the Fund's holdings may be significantly impacted by liquidity risk during adverse market conditions.
- Where overseas investments are held the rate of currency exchange may cause the value of such investments to go down as well as up.
- Further information on the potential risks can be found in the Key Information Document (KID) and/or the Prospectus or Offering Memorandum.

Follow us on:



For more information please contact us at Tel: +352404646767.
www.assetmanagement.hsbc.com/uk
amgtransferagency@lu.hsbc.com
To help improve our service and in the interests of security we may record and/or monitor your communication with us.

Glossary



www.assetmanagement.hsbc.lu/api/v1/download/document/lu2004780537/lu/en/glossary

Index Disclaimer

The Dow Jones Brookfield Global Infrastructure Index is a product of S&P Dow Jones Indices LLC ("SPDJI"), and has been licensed for use by HSBC Asset Management. Standard & Poor's®, S&P 500®, US 500, The 500, iBoxx®, iTraxx® and CDX® are registered trademarks of S&P Global, Inc. ("S&P"); Dow Jones® is a registered trademark of Dow Jones Trademark Holdings LLC ("Dow Jones"); and these trademarks have been licensed for use by SPDJI and sublicensed for certain purposes by HSBC Asset Management. HSBC Asset Management's Fund is not sponsored, endorsed, sold or promoted by SPDJI, Dow Jones, S&P, their respective affiliates, and none of such parties make any representation regarding the advisability of investing in such product(s) nor do they have any liability for any errors, omissions, or interruptions of the Dow Jones Brookfield Global Infrastructure Index.

Benchmark disclosure

The Investment Advisor will use its discretion to invest in securities not included in the reference benchmark based on active investment management strategies and specific investment opportunities. It is foreseen that a significant percentage of the Fund's investments will be components of the reference benchmark. However, their weightings may deviate materially from those of the reference benchmark.

Source: HSBC Asset Management, data as at 30 June 2025

Important Information

This document is produced and distributed by HSBC Asset Management and is only intended for non-professional investors as defined by MIFID. The information contained herein is subject to change without notice. All non-authorised reproduction or use of this commentary and analysis will be the responsibility of the user and will be likely to lead to legal proceedings.

This information has no contractual value and is not by any means intended as a solicitation, nor an investment advice for the purchase or sale of any financial instrument in any jurisdiction in which such an offer is not lawful.

The commentary and analysis presented in this document reflect the opinion of HSBC Asset Management on the markets, according to the information available to date. They do not constitute any kind of commitment from HSBC Asset Management.

Tax treatment depends on The individual circumstances of each client and may be subject to change in The future.

Capital is not guaranteed. It is important to remember that the value of investments and any income from them can go down as well as up and is not guaranteed.

Please note that the distribution of the product can stop at any time by decision of the management company.

Consequently, HSBC Asset Management will not be held responsible for any investment or disinvestment decision taken on the basis of the commentary and/or analysis in this document.

All data from HSBC Asset Management unless otherwise specified.

Any third party information has been obtained from sources we believe to be reliable, but which we have not independently verified.

Further additional and complete information (including but not limited to) investor rights, costs and charges, please refer to the prospectus.

Term : The management company cannot terminate the Fund unilaterally. The Board of Directors may furthermore decide to liquidate the Fund in certain circumstances set out in the prospectus and articles of incorporation of the Fund.

If necessary, investors can refer to the complaints handling charter available in the banner of our website:

<https://www.assetmanagement.hsbc.lu/-/media/files/attachments/common/countries/luxembourg/client-complaints.pdf>

The fund is a sub-fund of HSBC Global Investment Funds, a Luxembourg domiciled SICAV.

Before subscription, investors should refer to Key investor document (KID) of the fund as well as its complete prospectus. For more detailed information on the risks associated with this fund, investors should refer to the complete prospectus of the fund

The shares of HSBC Global Investment Funds have not been and will not be offered for sale or sold in the United States of America, its territories or possessions and all areas subject to its jurisdiction, or to United States Persons.

Shares of the Company may not be offered or sold for sale or sold to any "U.S. Person within the meaning of the Articles of Incorporation, i.e. a citizen or resident of the United States of America (the "United States"), a partnership organised or existing under the laws of any state, territory or possession of the United States, or a corporation organised or existing under the laws of the United States or of any state, territory or possession thereof, or any estate or trust, other than an estate or trust the income of which from sources outside the United States is not includible in gross income for purposes of computing United States income tax payable by it.

Further information about the Company including the Prospectus, the most recent annual and semi-annual reports of the Company and the latest share prices, may be obtained free of charge, in English, from the Registrar and Transfer Agent by emailing amgtransferagency@lu.hsbc.com , or by visiting www.global.assetmanagement.hsbc.com.

The most recent Prospectus is available in English and German. Key Information Document (PRIIPs KID) are available in the local language where they are registered.

Detailed information for article 8 and 9 sustainable investment products, as categorised under the Sustainable Finance Disclosure Regulation (SFDR), including; description of the environmental or social characteristics or the sustainable investment objective; methodologies used to assess, measure and monitor the environmental or social characteristics and the impact of the selected sustainable investments and; objectives and benchmark information, can be found at: <https://www.assetmanagement.hsbc.co.uk/en/intermediary/investment-expertise/sustainable-investments/sustainable-investment-product-offering>