

## HSBC ISLAMIC FUNDS

# HSBC ISLAMIC GLOBAL EQUITY INDEX FUND

Marketing communication | Monthly report 31 July 2025 | Share class ICGBP



### Investment objective

The Fund aims to track as closely as possible the performance of the Dow Jones Islamic Market Titans 100 Index (the Islamic Index).



### Investment strategy

The Index is comprised of the shares of companies in emerging and developed markets that are based anywhere in the world. The Fund will be passively managed and will aim to invest in the shares of the companies in generally the same proportion as in the Index. The shares are selected by filtering the Index universe through screens for business activities and financial ratios to remove stocks that are not Shariah compliant. The Fund will only invest in shares of companies that meet Shariah compliance principles as interpreted or approved by the Shariah Committee. The Shariah Committee monitors the Fund throughout the year and issues an annual Shariah certificate on the Fund's compliance with Shariah principles. This certificate is included in the annual report of the Fund as confirmation of the Shariah compliance for that year. The Fund will not invest in derivatives.



### Main risks

- The Fund's unit value can go up as well as down, and any capital invested in the Fund may be at risk.
- The value of investible securities can change over time due to a wide variety of factors, including but not limited to: political and economic news, government policy, changes in demographics, cultures and populations, natural or human-caused disasters etc.
- To the extent that the Fund seeks to replicate index performance by holding individual securities, there is no guarantee that its composition or performance will exactly match that of the target index at any given time ("tracking error").

### Share Class Details

#### Key metrics

NAV per Share	<b>GBP 18.01</b>
Performance 1 month	<b>6.17%</b>
Volatility 3 years	<b>13.41%</b>

#### Fund facts

UCITS V compliant	<b>Yes</b>
Dividend treatment	<b>Accumulating</b>
Dealing frequency	<b>Daily</b>
Valuation Time	<b>23:00 Luxembourg</b>
Share Class Base Currency	<b>GBP</b>
Domicile	<b>Luxembourg</b>
Inception date	<b>26 February 2021</b>
Fund Size	<b>USD 2,427,355,232</b>
Reference benchmark	<b>100% Dow Jones Islamic Market Titans 100 Net Total Return Index</b>

#### Fees and expenses

Ongoing Charge Figure <sup>1</sup>	<b>0.516%</b>
------------------------------------	---------------

#### Codes

ISIN	<b>LU2092164776</b>
Bloomberg ticker	<b>HSGEIIG LX</b>

<sup>1</sup>Ongoing Charges Figure is based on expenses over a year. The figure includes annual management charge but not the transaction costs. Such figures may vary from time to time.

Past performance is not an indicator of future returns. The figures are calculated in the share class base currency, dividend reinvested, net of fees.

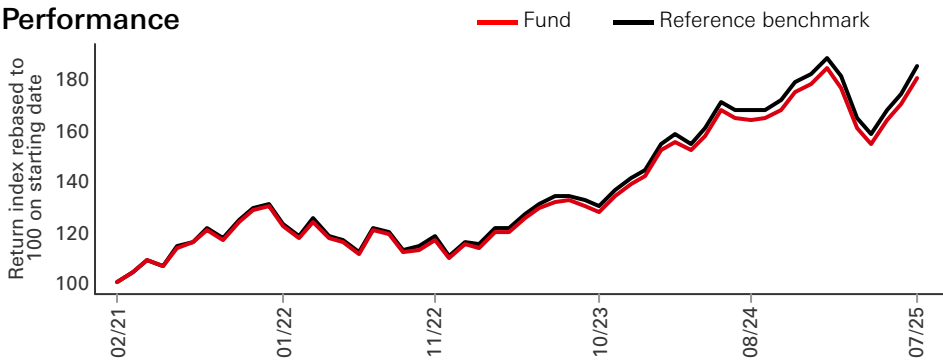
This is a marketing communication. Please refer to the prospectus and to the KID before making any final investment decisions.

For definition of terms, please refer to the Glossary QR code and Prospectus.

Until 29 January 2018 the name of the fund was HSBC Amanah Global Equity Index Fund

Source: HSBC Asset Management, data as at 31 July 2025

Performance



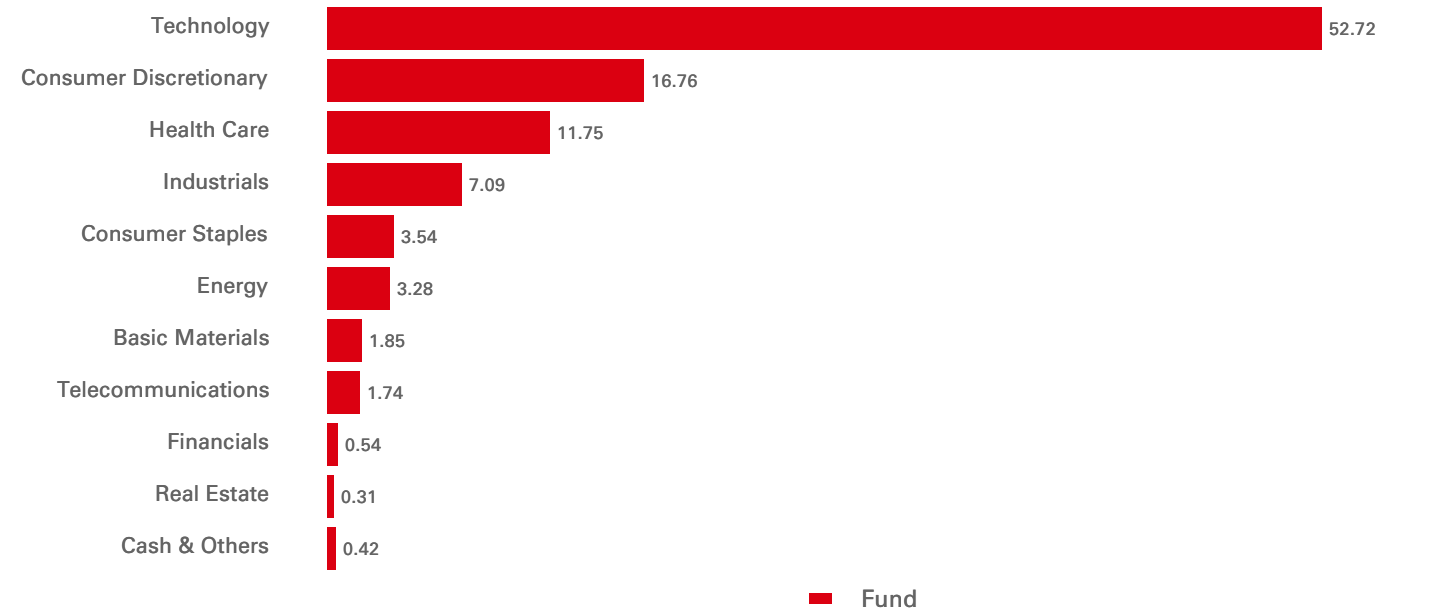
Performance (%)	YTD	1 month	3 months	6 months	1 year	3 years ann	5 years ann	Since inception ann
ICGBP	1.14	6.17	16.55	-2.11	9.48	14.41	--	14.21
Reference benchmark	1.51	6.22	16.75	-1.85	10.10	15.06	--	14.87
Tracking difference	-0.37	-0.06	-0.19	-0.26	-0.62	-0.65	--	-0.66
Tracking error	--	--	--	--	0.13	0.14	--	0.13

Calendar year performance (%)	2020	2021	2022	2023	2024
ICGBP	--	--	-16.04	26.66	28.60
Reference benchmark	--	--	-15.65	27.46	29.24

Equity characteristics	Fund	Reference benchmark
No. of holdings ex cash	100	100
Average Market Cap (USD Mil)	1,587,064	1,587,662
Price/earning ratio	26.75	26.75

Benchmark Information	
Index name	100% Dow Jones Islamic Market Titans 100 Net Total Return Index
Index currency	USD
Benchmark type	Net Return

Sector Allocation (%)



Geographical Allocation (%)



Top 10 Holdings	Location	Sector	Weight (%)
NVIDIA Corp	United States	Technology	9.59
Microsoft Corp	United States	Technology	8.69
Apple Inc	United States	Technology	8.04
Amazon.com Inc	United States	Consumer Discretionary	6.86
Alphabet Inc	United States	Technology	6.27
Meta Platforms Inc	United States	Technology	5.20
Broadcom Inc	United States	Technology	4.28
Tesla Inc	United States	Consumer Discretionary	2.68
Visa Inc	United States	Industrials	1.83
Eli Lilly & Co	United States	Health Care	1.81

Risk Disclosure


- Investment Leverage occurs when the economic exposure is greater than the amount invested, such as when derivatives are used. A Fund that employs leverage may experience greater gains and/or losses due to the amplification effect from a movement in the price of the reference source.
- Where overseas investments are held the rate of currency exchange may cause the value of such investments to go down as well as up.
- Further information on the potential risks can be found in the Key Information Document (KID) and/or the Prospectus or Offering Memorandum.

Index Disclaimer

The Dow Jones - Islamic Titans 100 Index is a product of S&P Dow Jones Indices LLC ("SPDJ"), and has been licensed for use by HSBC Asset Management. Standard & Poor's® and S&P® are registered trademarks of Standard & Poor's Financial Services LLC ("S&P"); Dow Jones® is a registered trademark of Dow Jones Trademark Holdings LLC ("Dow Jones"); and these trademarks have been licensed for use by SPDJI and sublicensed for certain purposes by HSBC Asset Management. HSBC Asset Management's [Fund Name] is not sponsored, endorsed, sold or promoted by SPDJI, Dow Jones, S&P, their respective affiliates, and none of such parties make any representation regarding the advisability of investing in such product(s) nor do they have any liability for any errors, omissions, or interruptions of the Dow Jones - Islamic Titans 100 Index.

Source: HSBC Asset Management, data as at 31 July 2025

Follow us on:
 



HSBC Asset Management

Glossary



[www.assetmanagement.hsbc.lu/api/v1/download/document/lu2004780537/lu/en/glossary](https://www.assetmanagement.hsbc.lu/api/v1/download/document/lu2004780537/lu/en/glossary)

## Important Information

This document is produced and distributed by HSBC Asset Management and is only intended for professional investors as defined by MIFID. The information contained herein is subject to change without notice. All non-authorised reproduction or use of this commentary and analysis will be the responsibility of the user and will be likely to lead to legal proceedings.

This information has no contractual value and is not by any means intended as a solicitation, nor an investment advice for the purchase or sale of any financial instrument in any jurisdiction in which such an offer is not lawful.

The commentary and analysis presented in this document reflect the opinion of HSBC Asset Management on the markets, according to the information available to date. They do not constitute any kind of commitment from HSBC Asset Management.

Tax treatment depends on the individual circumstances of each client and may be subject to change in the future.

Capital is not guaranteed. It is important to remember that the value of investments and any income from them can go down as well as up and is not guaranteed.

Please note that the distribution of the product can stop at any time by decision of the management company.

Consequently, HSBC Asset Management will not be held responsible for any investment or disinvestment decision taken on the basis of the commentary and/or analysis in this document.

All data from HSBC Asset Management unless otherwise specified.

Any third party information has been obtained from sources we believe to be reliable, but which we have not independently verified.

Further additional and complete information (including but not limited to) investor rights, costs and charges, please refer to the prospectus.

Term : The management company cannot terminate the Fund unilaterally. The Board of Directors may furthermore decide to liquidate the Fund in certain circumstances set out in the prospectus and articles of incorporation of the Fund.

If necessary, investors can refer to the complaints handling charter available in the banner of our website:

<https://www.assetmanagement.hsbc.lu/-/media/files/attachments/common/countries/luxembourg/client-complaints.pdf>

HSBC Islamic Global Equity Index Fund is a sub-fund of the HSBC Islamic Funds, a Luxembourg domiciled SICAV. UK based investors in HSBC Islamic Funds are advised that they may not be afforded some of the protections conveyed by the provisions of the Financial Services and Markets Act 2000.

HSBC Islamic Funds is recognised in the United Kingdom by the Financial Conduct Authority under section 264 of the Act. The shares in HSBC Islamic Funds have not been and will not be offered for sale or sold in the United States of America, its territories or possessions and all areas subject to its jurisdiction, or to United States Persons. Investors and potential investors should read and note the risk warnings in the prospectus and relevant KID. and additionally, in the case of retail clients, the information contained in the supporting SID.

Further information about the Company including the Prospectus, the most recent annual and semi-annual reports of the Company and the latest share prices, may be obtained free of charge, in English, from the Registrar and Transfer Agent by emailing [amgtransferagency@lu.hsbc.com](mailto:amgtransferagency@lu.hsbc.com), or by visiting [www.global.assetmanagement.hsbc.com](http://www.global.assetmanagement.hsbc.com).

The most recent Prospectus is available in English and German. Key Information Document (PRIIPs KID) are available in the local language where they are registered.