

## HSBC Global Investment Funds

# GLOBAL EMERGING MARKETS MULTI-ASSET INCOME

Marketing communication | Monthly report 30 June 2025 | Share class AM3OSGD



### Investment objective

The Fund aims to provide income and moderate capital growth by investing in a range of assets, including bonds, shares, money-market securities, other assets and cash in emerging markets.



### Investment strategy

The Fund is actively managed and is not constrained by a benchmark. At least 90% of the Fund's exposure is to assets that are based or issued in emerging markets. The Fund invests in investment grade, non-investment grade and unrated bonds issued or guaranteed by governments, government-related, supranational entities and companies based in emerging markets; and to shares issued by companies of any size. Companies and/or issuers considered for inclusion within the Fund's portfolio will be subject to excluded activities in accordance with HSBC Asset Management's Responsible Investment Policies, which may change from time to time. The Fund may invest up to 20% in Chinese bonds, up to 10% in non-investment grade bonds issued by any single sovereign issuer, up to 90% in other funds, may invest in bank deposits and money market instruments, up to 10% in convertible bonds, up to 10% in contingent convertible securities and up to 30% in China A and China B-shares. The Fund's primary currency exposure is to emerging market currencies (exposure will not be less than 50%). See the Prospectus for a full description of the investment objectives and derivative usage.



### Main risks

- The Fund's unit value can go up as well as down, and any capital invested in the Fund may be at risk.
- The Fund invests in bonds whose value generally falls when interest rates rise. This risk is generally greater the longer the maturity of a bond investment and the higher its credit quality. The issuers of certain bonds, could become unwilling or unable to make payments on their bonds and default. Bonds that are in default may become hard to sell or worthless. The value of investible securities can change over time due to a wide variety of factors, including but not limited to: political and economic news, government policy, changes in demographics, cultures and populations, natural or human-caused disasters etc.
- The Fund may invest in Emerging Markets, these markets are less established, and often more volatile, than developed markets and involve higher risks, particularly market, liquidity and currency risks.

### Share Class Details

#### Key metrics

NAV per Share	<b>SGD 7.86</b>
Performance 1 month	<b>2.95%</b>

#### Fund facts

UCITS V compliant	<b>Yes</b>
Dividend treatment	<b>Distributing</b>
Distribution Frequency	<b>Monthly</b>
Dividend ex-date	<b>26 June 2025</b>
Dividend Yield <sup>1</sup>	<b>4.36%</b>
Last Paid Dividend	<b>0.023755</b>
Dealing frequency	<b>Daily</b>
Valuation Time	<b>17:00 Luxembourg</b>
Share Class Base Currency	<b>SGD</b>
Domicile	<b>Luxembourg</b>
Inception date	<b>12 April 2019</b>
Fund Size	<b>USD 36,948,201</b>
Managers	<b>Jaymeson Paul Kumm Nicholas McLoughlin Scott Davis</b>

#### Fees and expenses

Ongoing Charge Figure <sup>2</sup>	<b>1.710%</b>
------------------------------------	---------------

#### Codes

ISIN	<b>LU1877951415</b>
Bloomberg ticker	<b>HSAM3OS LX</b>

<sup>1</sup>Dividend Yield: represents the ratio of distributed income over the last 12 months to the fund's current Net Asset Value.

<sup>2</sup>Ongoing Charges Figure is an estimate due to a change of fee structure.

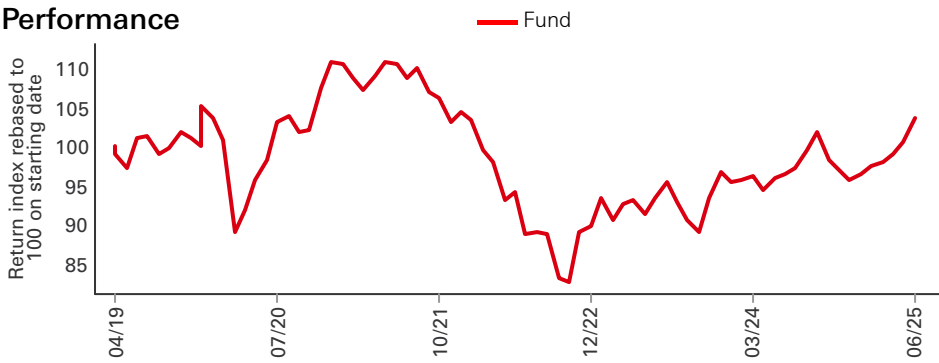
Past performance is not an indicator of future returns. The figures are calculated in the share class base currency, dividend reinvested, net of fees.

This is a marketing communication. Please refer to the prospectus and to the KID before making any final investment decisions.

For definition of terms, please refer to the Glossary QR code and Prospectus.

Source: HSBC Asset Management, data as at 30 June 2025

Performance



Performance (%)	YTD	1 month	3 months	6 months	1 year	3 years ann	5 years ann	10 years ann	Since inception ann
AM3OSGD	8.12	2.95	5.51	8.12	7.33	5.23	1.04	--	0.56

Calendar year performance (%)	2015	2016	2017	2018	2019	2020	2021	2022	2023	2024
AM3OSGD	--	--	--	--	--	5.34	-5.76	-13.83	7.64	-1.07

Currency Allocation (%)

US Dollar	32.00
Indian rupee	6.88
Chinese Yuan	6.05
Korean Won	5.85
New Taiwan Dollar	5.28
Mexican Peso	5.16
Hong Kong Dollar	4.75
Indonesia Rupiah	3.84
Malaysian ringgit	3.64
Brazilian real	3.28
Other Currencies	23.27

Asset allocation (%)

Asset allocation (%)	Fund
Global Emerging Markets Equity	19.62
Global Emerging Markets Debt - Hard Currency	29.10
Global Emerging Markets Debt - Local Currency	45.99
Asia High Yield Bond	3.98
Cash	1.31

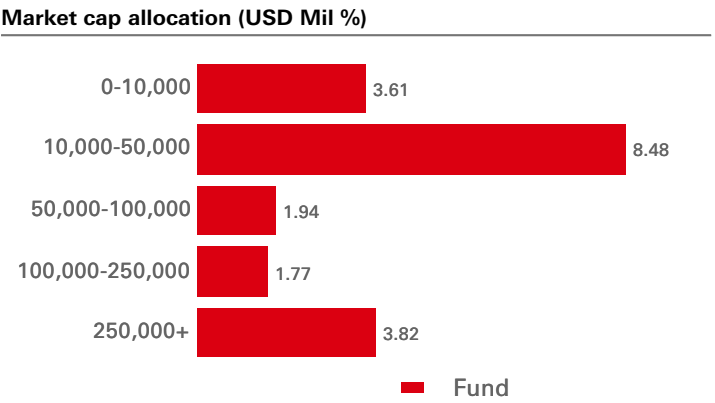
Top 10 Holdings

Top 10 Holdings	Weight (%)
HSBC GIF Asia High Yield Bond ZQ1	3.98
Taiwan Semiconductor Co Ltd	1.87
POLAND GOVERNMENT BOND 5.000 25/10/2034 PLN	1.05
REPUBLIC OF SOUTH AFRICA 9.000 31/01/2040 ZAR	1.05
ROMANIA GOVERNMENT BOND 5.800 26/07/2027 RON	1.03
MEX BONOS DESARR FIX RT 7.500 03/06/2027 MXN	1.03
POLAND GOVERNMENT BOND 0.250 25/10/2026 PLN	1.00
NOTA DO TESOURO NACIONAL 10.000 01/01/2029 BRL	0.91
REPUBLIC OF PERU 5.375 08/02/2035 USD	0.89
CZECH REPUBLIC 1.000 26/06/2026 CZK	0.83

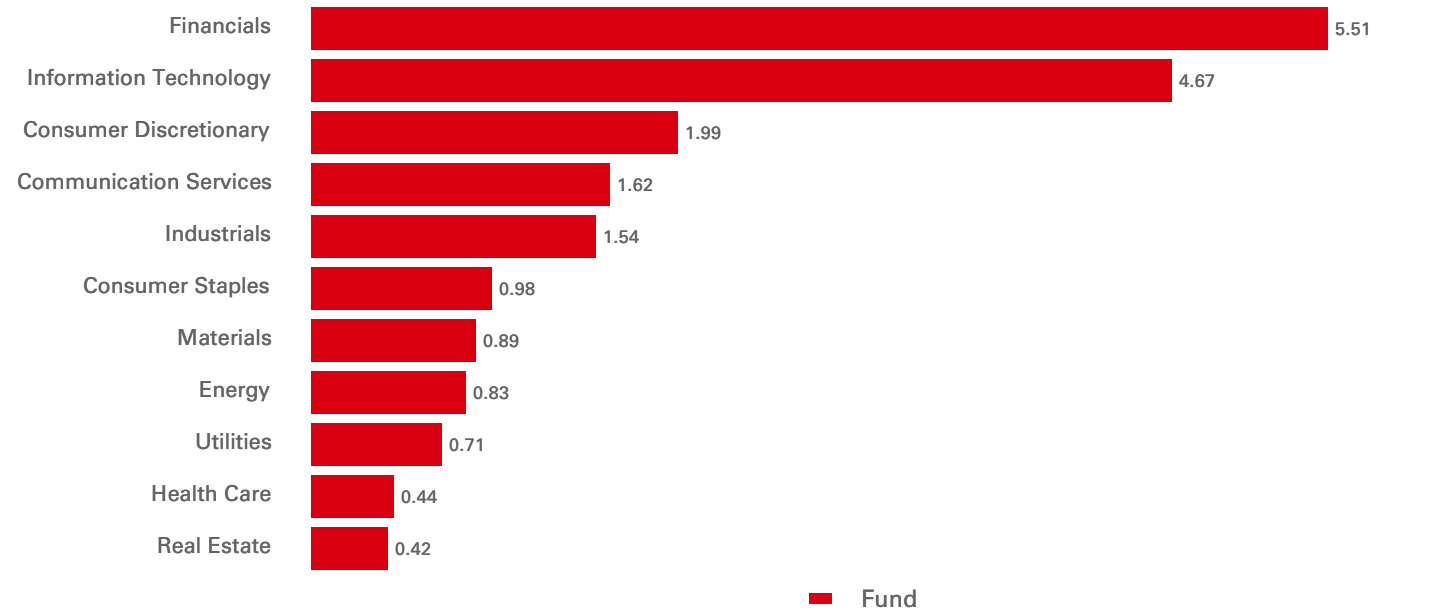
Past performance is not an indicator of future returns. The figures are calculated in the share class base currency, dividend reinvested, net of fees.
 The data displayed in above sections is shown on a look-through basis. This means that the fund may not directly hold these securities and the investment in these securities may be via other funds.
 Source: HSBC Asset Management, data as at 30 June 2025

Equity top 10 holdings	Location	Sector	Weight (%)
Taiwan Semiconductor Co Ltd	Taiwan	Information Technology	1.87
Tencent Holdings Ltd	Mainland China	Communication Services	0.81
Samsung Electronics Co Ltd	South Korea	Information Technology	0.59
Alibaba Group Holding Ltd	Mainland China	Consumer Discretionary	0.46
China Construction Bank Corp	Mainland China	Financials	0.36
SK Hynix Inc	South Korea	Information Technology	0.31
ICBC	Mainland China	Financials	0.27
MediaTek Inc	Taiwan	Information Technology	0.25
NetEase Inc	Mainland China	Communication Services	0.25
Woori Financial Group Inc	South Korea	Financials	0.22

Equity characteristics	Fund	Reference benchmark
Average Market Cap (USD Mil)	166,174	--
Price/earning ratio	10.72	--
Portfolio yield	3.74%	--

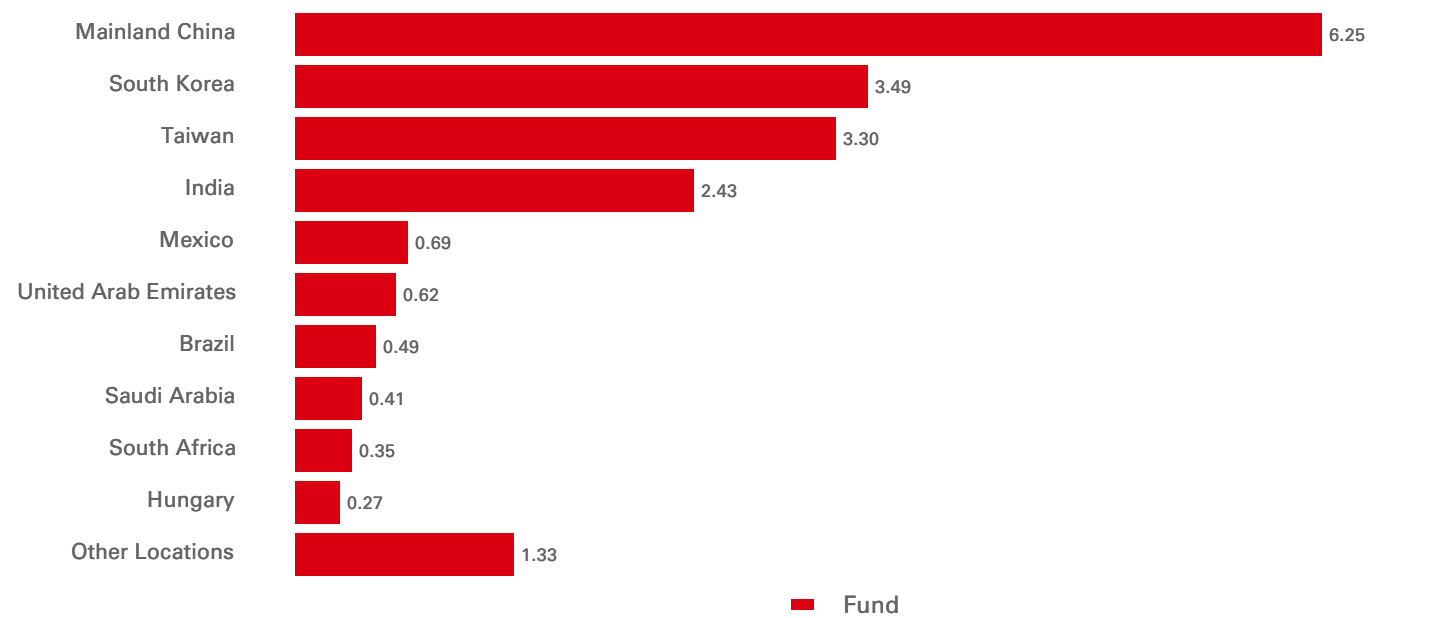


Equity sector allocation (%)



The data displayed in above sections is shown on a look-through basis. This means that the fund may not directly hold these securities and the investment in these securities may be via other funds.
 Source: HSBC Asset Management, data as at 30 June 2025

Equity geographical allocation (%)

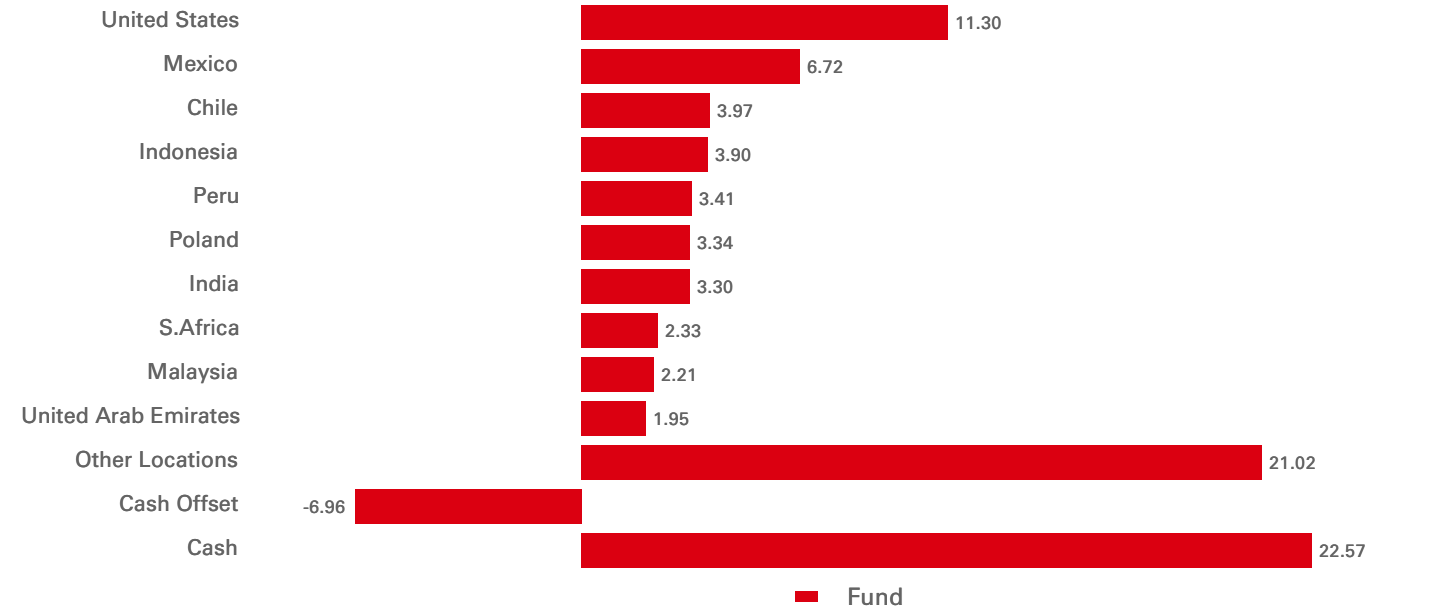


The data displayed in above sections is shown on a look-through basis. This means that the fund may not directly hold these securities and the investment in these securities may be via other funds.
 Source: HSBC Asset Management, data as at 30 June 2025

Fixed Income Characteristics	Fund	Reference benchmark	Relative	Credit rating (%)	Fund	Reference benchmark	Relative
Yield to worst	6.38%	--	--	AAA	10.66	--	--
Yield to maturity	6.40%	--	--	AA	4.55	--	--
Modified duration	4.50	--	--	A	9.05	--	--
Average Credit Quality	BBB+/BBB	--	--	BBB	24.78	--	--
				BB	9.79	--	--
				B	3.52	--	--
				CCC	0.61	--	--
				CC	0.01	--	--
				D	0.11	--	--
				NR	0.37	--	--
				Cash	22.58	--	--
				Cash Offset	-6.96	--	--

Fixed income top 10 holdings	Location	Instrument type	Weight (%)
TREASURY BILL 0.000 01/07/2025 USD	United States	Treasury Bill	2.98
TREASURY BILL 0.000 19/08/2025 USD	United States	Treasury Bill	2.71
TREASURY BILL 0.000 05/08/2025 USD	United States	Treasury Bill	2.43
TREASURY BILL 0.000 18/09/2025 USD	United States	Treasury Bill	2.42
TREASURY BILL 0.000 24/07/2025 USD	United States	Treasury Bill	2.16
TREASURY BILL 0.000 04/09/2025 USD	United States	Treasury Bill	2.15
TREASURY BILL 0.000 02/10/2025 USD	United States	Treasury Bill	1.61
TREASURY BILL 0.000 16/10/2025 USD	United States	Treasury Bill	1.61
TREASURY BILL 0.000 30/10/2025 USD	United States	Treasury Bill	1.34
TREASURY BILL 0.000 28/11/2025 USD	United States	Treasury Bill	1.33

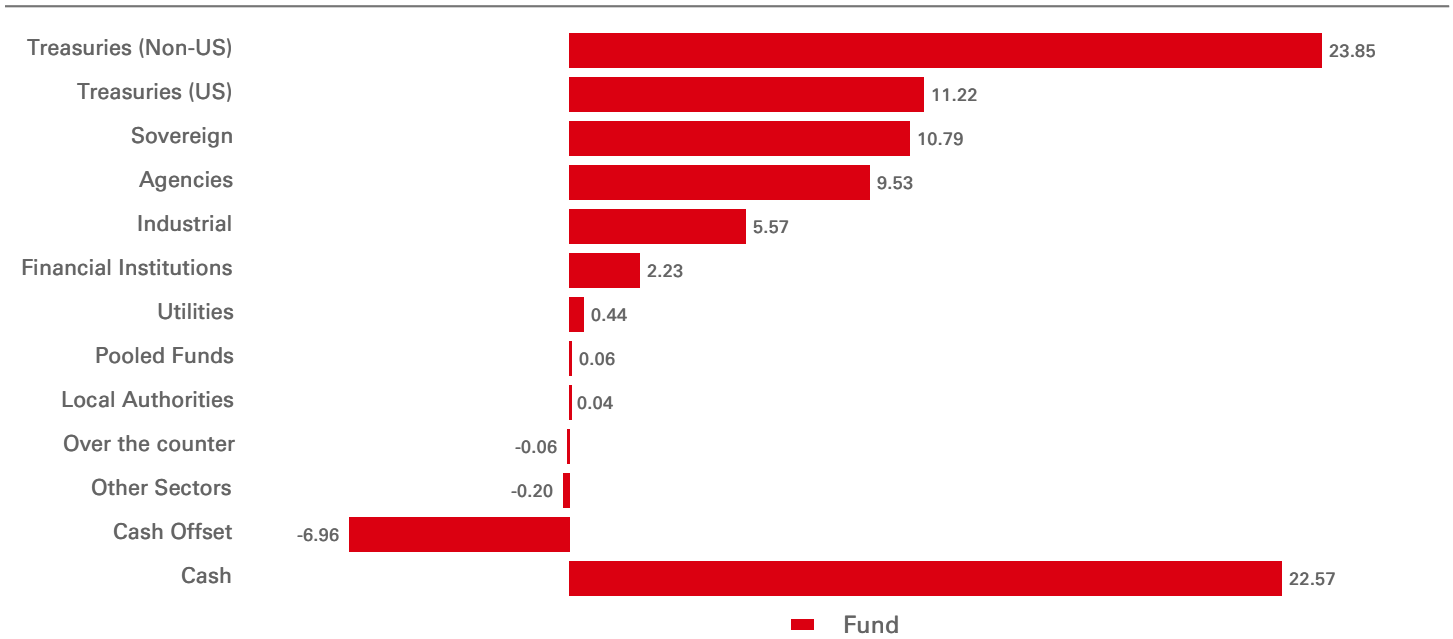
Fixed income geographical allocation (%)



The data displayed in above sections is shown on a look-through basis. This means that the fund may not directly hold these securities and the investment in these securities may be via other funds.  
 Source: HSBC Asset Management, data as at 30 June 2025

Geographical Allocation (Option Adjusted Duration)	Fund	Reference benchmark	Relative
United States	0.46	--	--
Indonesia	0.37	--	--
Mexico	0.36	--	--
Chile	0.32	--	--
Peru	0.27	--	--
United Arab Emirates	0.27	--	--
India	0.22	--	--
S.Africa	0.21	--	--
Brazil	0.21	--	--
Kazakhstan	0.16	--	--
Other Locations	1.66	--	--
Cash	0.00	--	--
Cash Offset	--	--	--

**Fixed income sector allocation (%)**



The data displayed in above sections is shown on a look-through basis. This means that the fund may not directly hold these securities and the investment in these securities may be via other funds.
   
 Source: HSBC Asset Management, data as at 30 June 2025

Risk Disclosure

- Derivatives may be used by the Fund, and these can behave unexpectedly. The pricing and volatility of many derivatives may diverge from strictly reflecting the pricing or volatility of their underlying reference(s), instrument or asset.
- Investment Leverage occurs when the economic exposure is greater than the amount invested, such as when derivatives are used. A Fund that employs leverage may experience greater gains and/or losses due to the amplification effect from a movement in the price of the reference source.
- Where overseas investments are held the rate of currency exchange may cause the value of such investments to go down as well as up.
- Further information on the potential risks can be found in the Key Information Document (KID) and/or the Prospectus or Offering Memorandum.

Follow us on:



For more information please contact us at Tel: +352404646767.  
[www.assetmanagement.hsbc.com/uk](http://www.assetmanagement.hsbc.com/uk)  
[amgtransferagency@lu.hsbc.com](mailto:amgtransferagency@lu.hsbc.com)  
 To help improve our service and in the interests of security we may record and/or monitor your communication with us.

Glossary



[www.assetmanagement.hsbc.lu/api/v1/download/document/lu2004780537/lu/en/glossary](http://www.assetmanagement.hsbc.lu/api/v1/download/document/lu2004780537/lu/en/glossary)

## Important Information

This document is produced and distributed by HSBC Asset Management and is only intended for non-professional investors as defined by MIFID. The information contained herein is subject to change without notice. All non-authorised reproduction or use of this commentary and analysis will be the responsibility of the user and will be likely to lead to legal proceedings.

This information has no contractual value and is not by any means intended as a solicitation, nor an investment advice for the purchase or sale of any financial instrument in any jurisdiction in which such an offer is not lawful.

The commentary and analysis presented in this document reflect the opinion of HSBC Asset Management on the markets, according to the information available to date. They do not constitute any kind of commitment from HSBC Asset Management.

Tax treatment depends on The individual circumstances of each client and may be subject to change in The future.

Capital is not guaranteed. It is important to remember that the value of investments and any income from them can go down as well as up and is not guaranteed.

Please note that the distribution of the product can stop at any time by decision of the management company.

Consequently, HSBC Asset Management will not be held responsible for any investment or disinvestment decision taken on the basis of the commentary and/or analysis in this document.

All data from HSBC Asset Management unless otherwise specified.

Any third party information has been obtained from sources we believe to be reliable, but which we have not independently verified.

Further additional and complete information (including but not limited to) investor rights, costs and charges, please refer to the prospectus.

Term : The management company cannot terminate the Fund unilaterally. The Board of Directors may furthermore decide to liquidate the Fund in certain circumstances set out in the prospectus and articles of incorporation of the Fund.

If necessary, investors can refer to the complaints handling charter available in the banner of our website:

<https://www.assetmanagement.hsbc.lu/-/media/files/attachments/common/countries/luxembourg/client-complaints.pdf>

The fund is a sub-fund of HSBC Global Investment Funds, a Luxembourg domiciled SICAV.

Before subscription, investors should refer to Key investor document (KID) of the fund as well as its complete prospectus. For more detailed information on the risks associated with this fund, investors should refer to the complete prospectus of the fund

The shares of HSBC Global Investment Funds have not been and will not be offered for sale or sold in the United States of America, its territories or possessions and all areas subject to its jurisdiction, or to United States Persons.

Shares of the Company may not be offered or sold for sale or sold to any "U.S. Person within the meaning of the Articles of Incorporation, i.e. a citizen or resident of the United States of America (the "United States"), a partnership organised or existing under the laws of any state, territory or possession of the United States, or a corporation organised or existing under the laws of the United States or of any state, territory or possession thereof, or any estate or trust, other than an estate or trust the income of which from sources outside the United States is not includible in gross income for purposes of computing United States income tax payable by it.

Further information about the Company including the Prospectus, the most recent annual and semi-annual reports of the Company and the latest share prices, may be obtained free of charge, in English, from the Registrar and Transfer Agent by emailing [amgtransferagency@lu.hsbc.com](mailto:amgtransferagency@lu.hsbc.com) , or by visiting [www.global.assetmanagement.hsbc.com](http://www.global.assetmanagement.hsbc.com).

The most recent Prospectus is available in English and German. Key Information Document (PRIIPs KID) are available in the local language where they are registered.