

HSBC Global Investment Funds

MANAGED SOLUTIONS - ASIA FOCUSED INCOME

Marketing communication | Monthly report 31 May 2025 | Share class ECOEUR



Investment objective

The Fund aims to provide income and moderate capital growth through an active asset allocation in a diversified portfolio of bonds and shares as well as money market and cash instruments.



Investment strategy

The Fund is actively managed and is not constrained by a benchmark.

At least 70% of the Fund's exposure is to bonds and shares related to companies based in Asia-Pacific excluding Japan. The Fund may invest in non-Asian based assets.

The Fund may invest in bonds that are investment grade, non-investment grade and unrated issued or guaranteed by governments, government-related entities, supranational entities and companies based in developed markets and emerging markets.

The Fund may invest up to 25% in China A and China B-shares.

The Fund invest up to 20% in onshore Chinese bonds and up to 10% in bonds which are non-investment grade.

The Fund may invest up to: 10% in convertible bonds; 10% in contingent convertible securities; 50% in other funds; 10% in Real Estate Investment Trusts; and can invest in bank deposits and money market instruments; up to 10% in commodities; and up to 10% in liquid alternative investment strategies.

The Fund's primary currency exposure is to currencies of Asia-Pacific (excluding Japan) countries.

See the Prospectus for a full description of the investment objectives and derivative usage.



Main risks

- The Fund's unit value can go up as well as down, and any capital invested in the Fund may be at risk.
- The value of investible securities can change over time due to a wide variety of factors, including but not limited to: political and economic news, government policy, changes in demographics, cultures and populations, natural or human-caused disasters etc.
- The Fund invests in bonds whose value generally falls when interest rates rise. This risk is generally greater the longer the maturity of a bond investment and the higher its credit quality. The issuers of certain bonds, could become unwilling or unable to make payments on their bonds and default. Bonds that are in default may become hard to sell or worthless. The value of investible securities can change over time due to a wide variety of factors, including but not limited to: political and economic news, government policy, changes in demographics, cultures and populations, natural or human-caused disasters etc.

Share Class Details

Key metrics

| | |
|----------------------|-----------------|
| NAV per Share | EUR 9.53 |
| Performance 1 month | 2.84% |
| Sharpe ratio 3 years | -0.24 |

Fund facts

| | |
|---------------------------|-------------------------|
| UCITS V compliant | Yes |
| Dividend treatment | Accumulating |
| Dealing frequency | Daily |
| Valuation Time | 17:00 Luxembourg |
| Share Class Base Currency | EUR |
| Domicile | Luxembourg |
| Inception date | 22 February 2019 |
| Fund Size | USD 236,972,347 |
| Managers | Gloria Jing |

Fees and expenses

| | |
|------------------------------------|---------------|
| Ongoing Charge Figure ¹ | 1.910% |
|------------------------------------|---------------|

Codes

| | |
|------|---------------------|
| ISIN | LU1822288426 |
|------|---------------------|

| | |
|------------------|-------------------|
| Bloomberg ticker | HSMECHE LX |
|------------------|-------------------|

¹Ongoing Charges Figure is an estimate due to a change of fee structure.

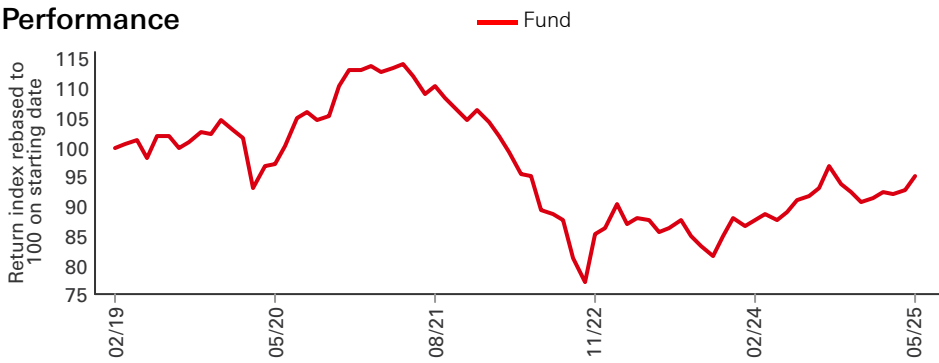
Past performance is not an indicator of future returns. The figures are calculated in the share class base currency, dividend reinvested, net of fees.

This is a marketing communication. Please refer to the prospectus and to the KID before making any final investment decisions.

For definition of terms, please refer to the Glossary QR code and Prospectus.

Source: HSBC Asset Management, data as at 31 May 2025

Performance



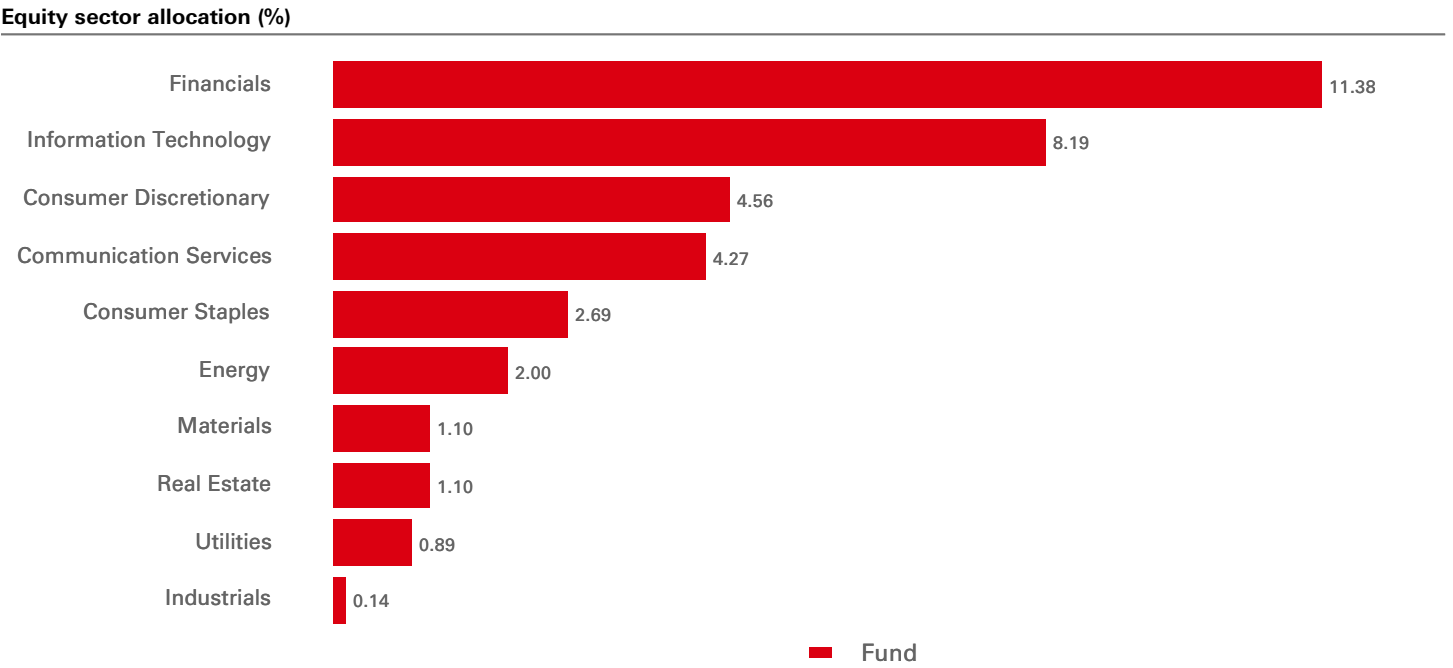
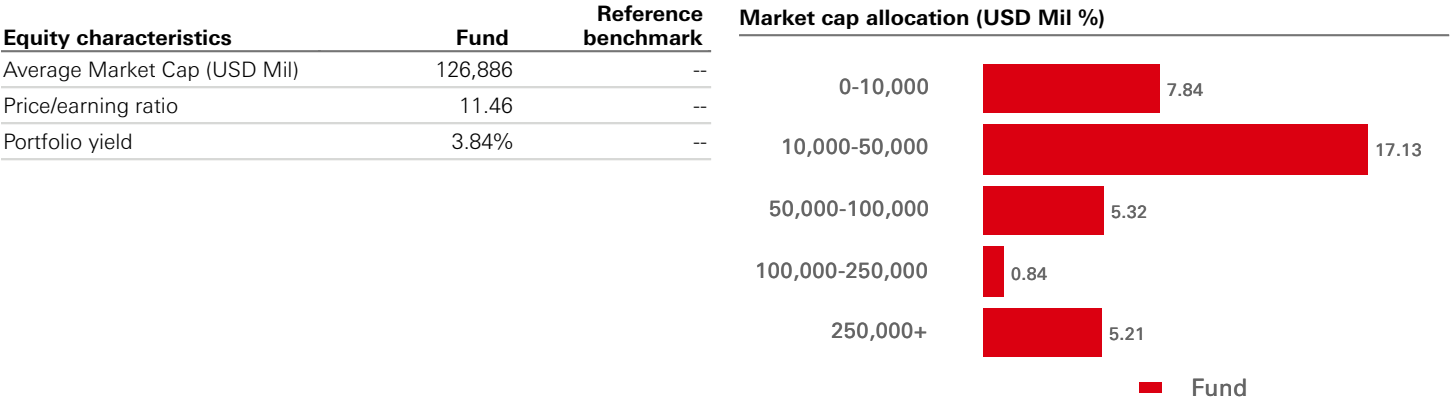
| Performance (%) | YTD | 1 month | 3 months | 6 months | 1 year | 3 years ann | 5 years ann | 10 years ann | Since inception ann |
|-----------------|------|---------|----------|----------|--------|-------------|-------------|--------------|---------------------|
| ECOEUR | 4.94 | 2.84 | 2.99 | 2.99 | 6.97 | 0.09 | -0.36 | -- | -0.76 |

| Calendar year performance (%) | 2015 | 2016 | 2017 | 2018 | 2019 | 2020 | 2021 | 2022 | 2023 | 2024 |
|-------------------------------|------|------|------|------|------|------|-------|--------|------|------|
| ECOEUR | -- | -- | -- | -- | -- | 7.86 | -5.96 | -18.86 | 1.98 | 3.32 |

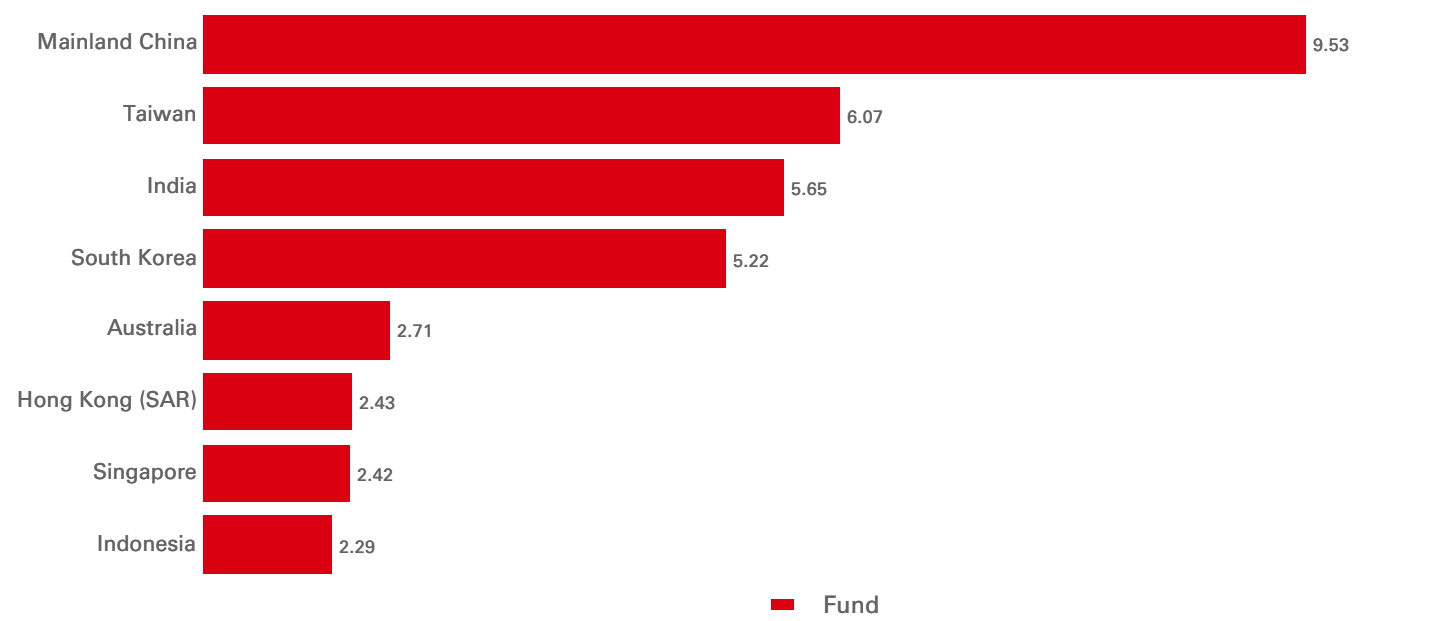
| Currency Allocation (%) | Asset allocation (%) | Fund |
|-------------------------|-----------------------------|-------|
| US Dollar | Cash | 1.49 |
| Hong Kong Dollar | Asia ex Japan Equity | 36.33 |
| Korean Won | Asian High Yield Bond | 13.56 |
| Singapore dollar | Asian Investment Grade Bond | 32.92 |
| New Taiwan Dollar | Asian Local Currency Bond | 14.43 |
| Indian rupee | GEM Local Currency Bond | 0.73 |
| Indonesia Rupiah | India Fixed Income | 0.54 |
| Malaysian ringgit | | |
| Australian Dollar | | |
| Thai Baht | | |
| Other Currencies | | |

| Top 10 Holdings | Weight (%) |
|--------------------------------|------------|
| Taiwan Semiconductor Co Ltd | 3.71 |
| PING AN | 1.54 |
| Baidu Inc | 1.42 |
| HKEX | 1.41 |
| Budweiser Brewing Co APAC Ltd | 1.39 |
| Samsung Fire & Marine Insuranc | 1.37 |
| Bank Rakyat Indonesia Persero | 1.33 |
| SingTel | 1.32 |
| Santos Ltd | 1.23 |
| Samsung Electronics Co Ltd | 1.18 |

| Equity top 10 holdings | Location | Sector | Weight (%) |
|--------------------------------|-----------------|------------------------|------------|
| Taiwan Semiconductor Co Ltd | Taiwan | Information Technology | 3.71 |
| PING AN | Mainland China | Financials | 1.54 |
| Baidu Inc | Mainland China | Communication Services | 1.42 |
| HKEX | Hong Kong (SAR) | Financials | 1.41 |
| Budweiser Brewing Co APAC Ltd | Mainland China | Consumer Staples | 1.39 |
| Samsung Fire & Marine Insuranc | South Korea | Financials | 1.37 |
| Bank Rakyat Indonesia Persero | INDONESIA | Financials | 1.33 |
| SingTel | SINGAPORE | Communication Services | 1.32 |
| Santos Ltd | Australia | Energy | 1.23 |
| Samsung Electronics Co Ltd | South Korea | Information Technology | 1.18 |



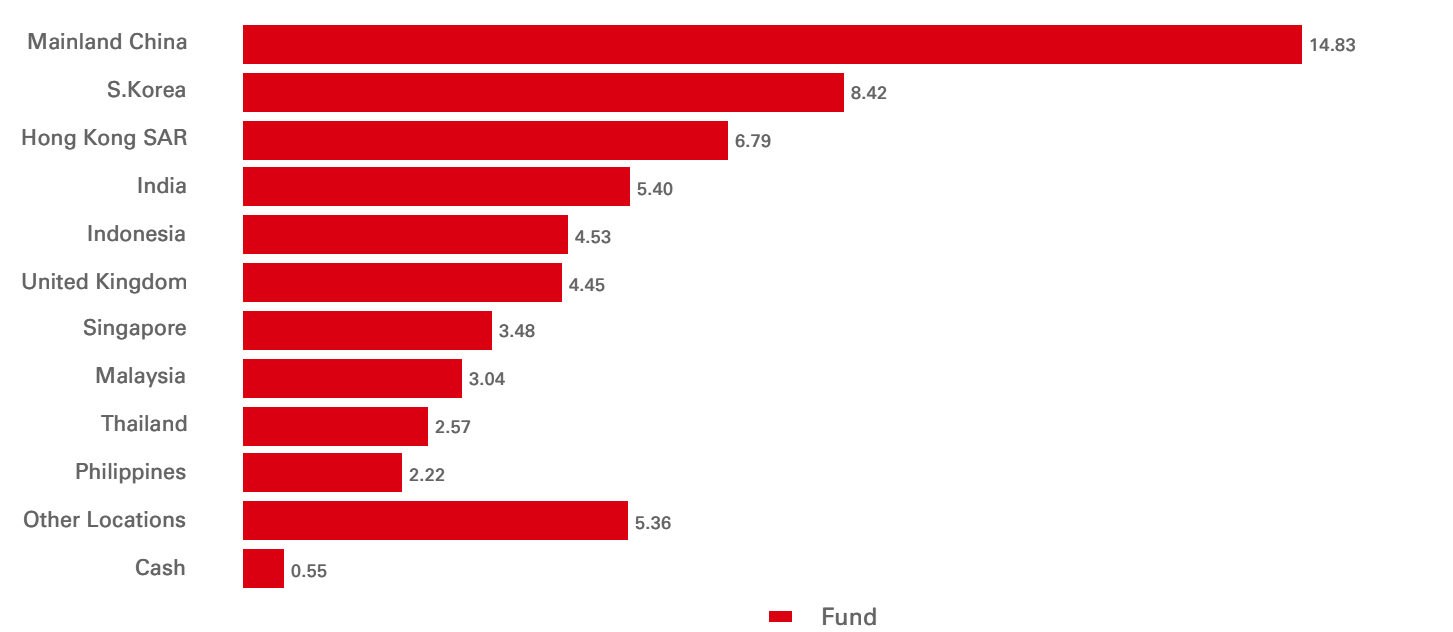
Equity geographical allocation (%)



| Fixed Income Characteristics | Fund | Reference benchmark | Relative | Credit rating (%) | Fund | Reference benchmark | Relative |
|------------------------------|----------|---------------------|----------|-------------------|-------|---------------------|----------|
| Yield to worst | 5.45% | -- | -- | AAA | 2.55 | -- | -- |
| Yield to maturity | 5.59% | -- | -- | AA | 3.85 | -- | -- |
| Modified duration | 4.71 | -- | -- | A | 15.25 | -- | -- |
| Average Credit Quality | BBB+/BBB | -- | -- | BBB | 26.10 | -- | -- |
| | | | | BB | 9.08 | -- | -- |
| | | | | B | 2.01 | -- | -- |
| | | | | CCC | 0.38 | -- | -- |
| | | | | NR | 1.87 | -- | -- |
| | | | | Cash | 0.55 | -- | -- |

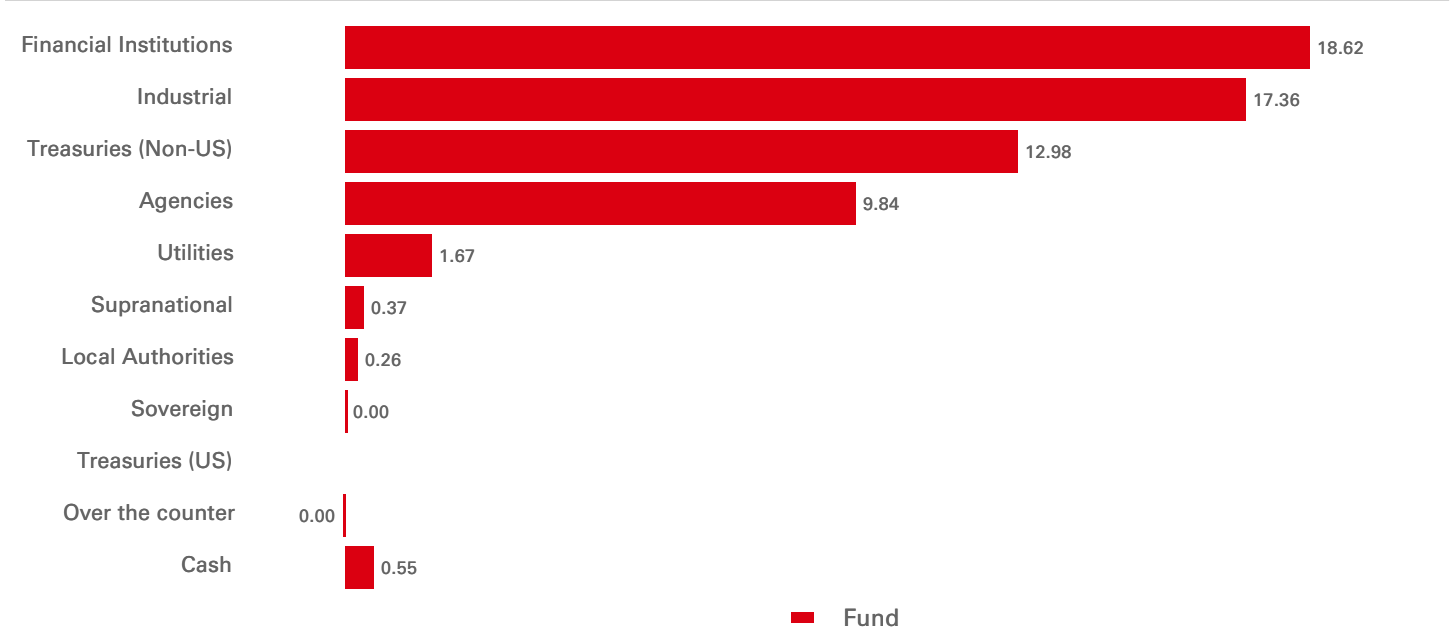
| Fixed income top 10 holdings | Location | Instrument type | Weight (%) |
|--|-----------------|------------------|------------|
| IND & COMM BK OF CHINA CCB 3.200 24/03/2174 PERP | Mainland China | Convertible bond | 0.76 |
| SK HYNIX INC 5.500 16/01/2029 USD | South Korea | Corporate Bond | 0.68 |
| STANDARD CHARTERED PLC 6.301 09/01/2029 USD | United Kingdom | Corporate Bond | 0.64 |
| SHINHAN BANK CCB 3.875 24/03/2026 REGS | South Korea | Convertible bond | 0.63 |
| SINGAPORE GOVERNMENT 3.375 01/05/2034 SGD | SINGAPORE | Government Bond | 0.62 |
| WOORI BANK CCB 6.375 24/01/2174 PERP REGS | South Korea | Convertible bond | 0.61 |
| STANDARD CHARTERED PLC 3.265 18/02/2036 USD | United Kingdom | Corporate Bond | 0.58 |
| TENCENT MUSIC ENT GRP 2.000 03/09/2030 USD | Mainland China | Corporate Bond | 0.52 |
| AIA GROUP LTD 2.700 PERP USD | Hong Kong (SAR) | Perpetual Bonds | 0.51 |
| PRUDENTIAL FUNDING ASIA 2.950 03/11/2033 USD | Hong Kong (SAR) | Corporate Bond | 0.51 |

Fixed income geographical allocation (%)



| Geographical Allocation (Option Adjusted Duration) | Fund | Reference benchmark | Relative |
|--|------|---------------------|----------|
| Mainland China | 0.85 | -- | -- |
| S.Korea | 0.72 | -- | -- |
| Singapore | 0.44 | -- | -- |
| Indonesia | 0.41 | -- | -- |
| Malaysia | 0.38 | -- | -- |
| Hong Kong SAR | 0.38 | -- | -- |
| Thailand | 0.36 | -- | -- |
| United Kingdom | 0.31 | -- | -- |
| India | 0.26 | -- | -- |
| Philippines | 0.18 | -- | -- |
| Other Locations | 0.41 | -- | -- |
| Cash | 0.00 | -- | -- |


Fixed income sector allocation (%)



Risk Disclosure

- Investing in other funds involves certain risks an investor would not face if investing in markets directly. Governance of underlying assets can be the responsibility of third-party managers.
- The Fund may invest in Emerging Markets, these markets are less established, and often more volatile, than developed markets and involve higher risks, particularly market, liquidity and currency risks.
- Different investment styles typically go in and out of favour depending on market conditions and investor sentiment.
- Derivatives may be used by the Fund, and these can behave unexpectedly. The pricing and volatility of many derivatives may diverge from strictly reflecting the pricing or volatility of their underlying reference(s), instrument or asset.
- Investment Leverage occurs when the economic exposure is greater than the amount invested, such as when derivatives are used. A Fund that employs leverage may experience greater gains and/or losses due to the amplification effect from a movement in the price of the reference source.
- Where overseas investments are held the rate of currency exchange may cause the value of such investments to go down as well as up.
- Further information on the potential risks can be found in the Key Information Document (KID) and/or the Prospectus or Offering Memorandum.

Follow us on:



For more information please contact us at Tel: +352404646767.

www.assetmanagement.hsbc.com/uk
amgtransferagency@lu.hsbc.com

To help improve our service and in the interests of security we may record and/or monitor your communication with us.

Glossary



www.assetmanagement.hsbc.lu/api/v1/download/document/lu2004780537/lu/en/glossary

Important Information

This document is produced and distributed by HSBC Asset Management and is only intended for non-professional investors as defined by MIFID. The information contained herein is subject to change without notice. All non-authorised reproduction or use of this commentary and analysis will be the responsibility of the user and will be likely to lead to legal proceedings.

This information has no contractual value and is not by any means intended as a solicitation, nor an investment advice for the purchase or sale of any financial instrument in any jurisdiction in which such an offer is not lawful.

The commentary and analysis presented in this document reflect the opinion of HSBC Asset Management on the markets, according to the information available to date. They do not constitute any kind of commitment from HSBC Asset Management.

Tax treatment depends on The individual circumstances of each client and may be subject to change in The future.

Capital is not guaranteed. It is important to remember that the value of investments and any income from them can go down as well as up and is not guaranteed.

Please note that the distribution of the product can stop at any time by decision of the management company.

Consequently, HSBC Asset Management will not be held responsible for any investment or disinvestment decision taken on the basis of the commentary and/or analysis in this document.

All data from HSBC Asset Management unless otherwise specified.

Any third party information has been obtained from sources we believe to be reliable, but which we have not independently verified.

Further additional and complete information (including but not limited to) investor rights, costs and charges, please refer to the prospectus.

Term : The management company cannot terminate the Fund unilaterally. The Board of Directors may furthermore decide to liquidate the Fund in certain circumstances set out in the prospectus and articles of incorporation of the Fund.

If necessary, investors can refer to the complaints handling charter available in the banner of our website:

<https://www.assetmanagement.hsbc.lu/-/media/files/attachments/common/countries/luxembourg/client-complaints.pdf>

The fund is a sub-fund of HSBC Global Investment Funds, a Luxembourg domiciled SICAV.

Before subscription, investors should refer to Key investor document (KID) of the fund as well as its complete prospectus. For more detailed information on the risks associated with this fund, investors should refer to the complete prospectus of the fund

The shares of HSBC Global Investment Funds have not been and will not be offered for sale or sold in the United States of America, its territories or possessions and all areas subject to its jurisdiction, or to United States Persons.

Shares of the Company may not be offered or sold for sale or sold to any "U.S. Person within the meaning of the Articles of Incorporation, i.e. a citizen or resident of the United States of America (the "United States"), a partnership organised or existing under the laws of any state, territory or possession of the United States, or a corporation organised or existing under the laws of the United States or of any state, territory or possession thereof, or any estate or trust, other than an estate or trust the income of which from sources outside the United States is not includible in gross income for purposes of computing United States income tax payable by it.

Further information about the Company including the Prospectus, the most recent annual and semi-annual reports of the Company and the latest share prices, may be obtained free of charge, in English, from the Registrar and Transfer Agent by emailing amgtransferagency@lu.hsbc.com , or by visiting www.global.assetmanagement.hsbc.com.

The most recent Prospectus is available in English and German. Key Information Document (PRIIPs KID) are available in the local language where they are registered.