

HSBC Global Investment Funds

ASIA BOND

Monthly report 31 May 2023 | Share class XC



Investment objective

The Fund aims to provide long term capital growth and income by investing in a portfolio of Asian bonds.



Investment strategy

The Fund is actively managed. In normal market conditions, the Fund will invest at least 90% of its assets in investment grade, and non-investment grade rated bonds and unrated bonds issued by governments, government-related entities, supranational entities or companies that are based in or carry out the larger part of their business in Asia. The Fund may invest up to 10% of its assets in onshore Chinese bonds which are issued within the People's Republic of China (PRC) and traded on the China Interbank Bond Market. The Fund may invest up to 10% in convertible bonds and up to 10% in contingent convertible securities. The Fund may also invest up to 10% in asset-backed securities and mortgage-backed securities. The Fund may invest up to 10% of its assets in securities issued by any single government issuer with a non-investment grade rating and may invest up to 10% of its assets in other funds. The Fund will not invest more than 40% of its assets in non-investment grade bonds. The Fund's primary currency exposure is to US Dollar (USD). See the Prospectus for a full description of the investment objectives and derivative usage.



Main risks

- The Fund's unit value can go up as well as down, and any capital invested in the Fund may be at risk.
- The Fund invests in bonds whose value generally falls when interest rates rise. This risk is typically greater the longer the maturity of a bond investment and the higher its credit quality. The issuers of certain bonds, could become unwilling or unable to make payments on their bonds and default. Bonds that are in default may become hard to sell or worthless.
- The Fund may invest in Emerging Markets, these markets are less established, and often more volatile, than developed markets and involve higher risks, particularly market, liquidity and currency risks.

Share Class Details

Key metrics

NAV per Share	USD 10.46
Performance 1 month	-0.97%
Yield to maturity	6.34%

Fund facts

UCITS V compliant	Yes
Dividend treatment	Accumulating
Dealing frequency	Daily
Valuation Time	17:00 Luxembourg
Share Class Base Currency	USD
Domicile	Luxembourg
Inception date	29 June 2016
Fund Size	USD 483,634,898
Reference benchmark	100% Markit iBoxx USD Asia Bond
Managers	Ming Leap Alfred Mui

Fees and expenses

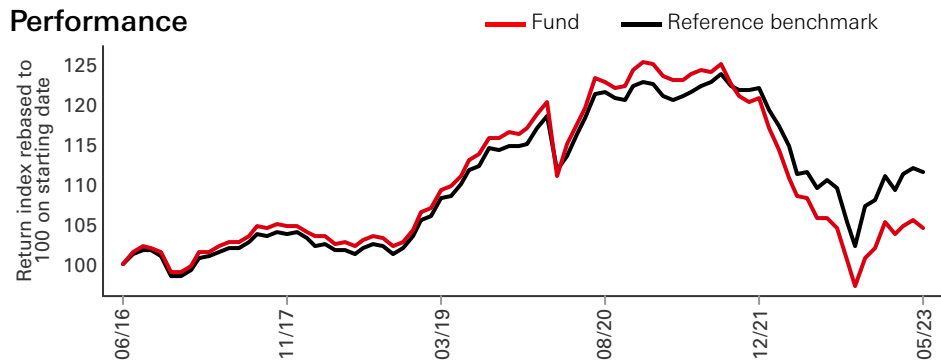
Ongoing Charge Figure ¹	0.616%
------------------------------------	---------------

Codes

ISIN	LU1437003137
Bloomberg ticker	HSBABXC LX

¹Ongoing Charges Figure, is based on expenses over a year. The figure includes annual management charge but not the transaction costs. Such figures may vary from time to time.

Performance



Performance (%)	YTD	1 month	3 months	6 months	1 year	3 years ann	5 years ann	10 years ann	Since inception ann
XC	2.28	-0.97	0.81	3.54	-3.49	-3.80	0.32	--	0.65
Reference benchmark	3.25	-0.53	1.97	3.87	-0.06	-1.36	1.81	--	1.61

Calendar year performance (%)	2013	2014	2015	2016	2017	2018	2019	2020	2021	2022
XC	--	--	--	--	5.89	-0.47	11.98	7.01	-3.40	-15.38
Reference benchmark	--	--	--	--	5.43	-0.39	11.00	6.59	-0.58	-11.41

3-Year Risk Measures	XC	Reference benchmark	5-Year Risk Measures	XC	Reference benchmark
Volatility	6.05%	5.91%	Volatility	6.57%	5.84%
Sharpe ratio	-0.81	-0.42	Sharpe ratio	-0.19	0.05
Tracking error	1.81%	--	Tracking error	1.95%	--
Information ratio	-1.35	--	Information ratio	-0.76	--

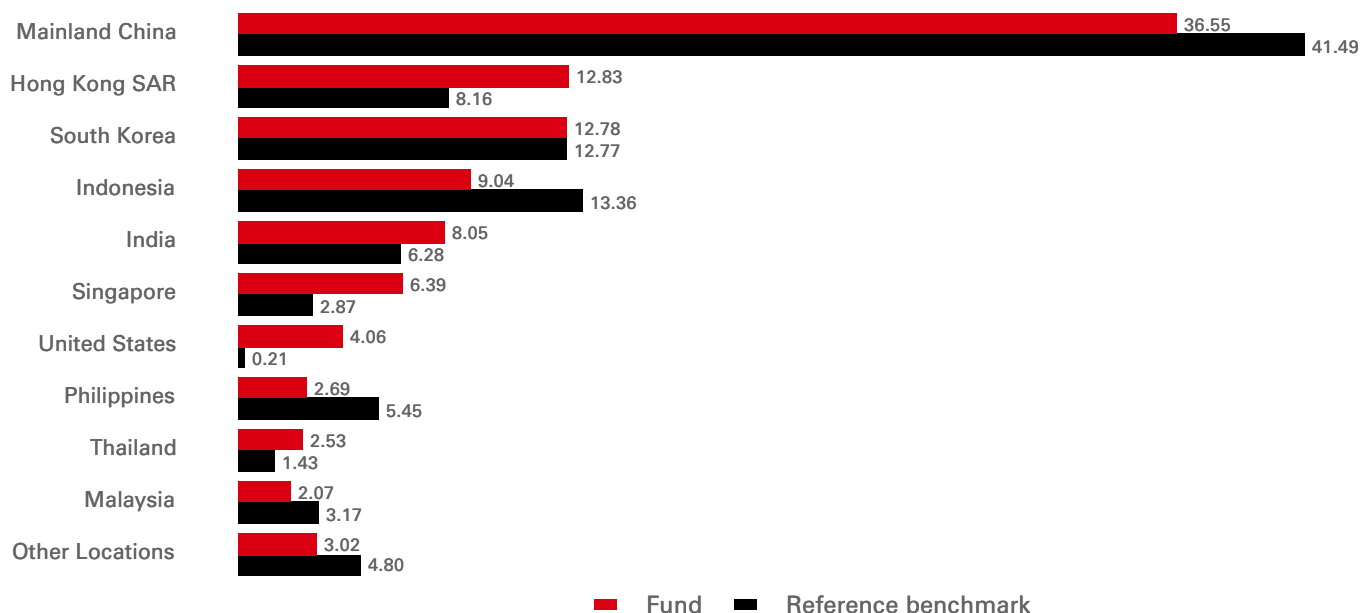
Fixed Income Characteristics	Fund	Reference benchmark	Relative
No. of holdings ex cash	317	1,325	--
Yield to worst	6.23%	5.81%	0.42%
Yield to maturity	6.34%	5.81%	0.54%
Modified Duration to Worst	5.15	4.99	0.16
Option Adjusted Spread Duration	4.50	4.98	-0.49
Average maturity	7.24	6.97	0.27
Rating average	A-/BBB+	A-/BBB+	--
Number of issuers	185	457	--

Credit rating (%)	Fund	Reference benchmark	Relative
AAA	4.58	1.05	3.53
AA	10.22	13.02	-2.80
A	29.10	33.91	-4.81
BBB	45.14	44.43	0.71
BB	8.50	3.03	5.46
B	2.29	0.78	1.52
CCC	0.24	0.39	-0.15
C	0.01	--	0.01
NR	0.92	3.39	-2.47
Cash	-0.99	--	-0.99

Maturity Breakdown (Option Adjusted Duration)	Fund	Reference benchmark	Relative
0-2 years	0.27	0.30	-0.03
2-5 years	1.00	1.19	-0.18
5-10 years	0.74	1.34	-0.60
10+ years	3.09	2.14	0.95
Total	5.10	4.97	0.14

Currency Allocation (%)	Fund	Reference benchmark	Relative
USD	96.34	100.00	-3.66
JPY	1.94	--	1.94
INR	0.98	--	0.98
SGD	0.95	--	0.95
IDR	0.50	--	0.50
THB	0.49	--	0.49
CNH	0.28	--	0.28
EUR	0.05	--	0.05
GBP	0.00	--	0.00
AUD	0.00	--	0.00
Other Currencies	-1.53	--	-1.53

Geographical Allocation (%)




Sector Allocation (%)	Fund	Reference benchmark	Relative
Banks	16.98	10.15	6.83
Government	15.94	23.28	-7.34
Diversified Finan serv	10.09	9.42	0.67
Real Estate	9.88	4.63	5.25
Energy	9.61	10.58	-0.96
Communications	9.09	7.22	1.87
Consumer Cyclical	5.55	3.67	1.88
Basic Materials	4.40	4.66	-0.26
Utilities	3.91	7.81	-3.90
Investment Companies	3.74	3.64	0.10
Other Sectors	11.80	14.94	-3.14
Cash	-0.99	--	-0.99

Top 10 Holdings	Weight (%)
US TREASURY N/B 3.625 15/02/53	3.01
PHILIPPINES(REP) 5.950 13/10/47	2.08
TSMC GLOBAL LTD 1.250 23/04/26	1.79
INDONESIA (REP) 5.450 20/09/52	1.67
KODIT GLOBAL 3.619 27/05/25	1.58
BANK OF CHINA 5.000 13/11/24	1.51
UNITED OVERSEAS 3.875	1.40
HONG KONG 4.000 07/06/33	1.31
OVERSEA-CHINESE 4.250 19/06/24	1.22
BANK OF CHINA HK 5.900	1.19

Risk Disclosure

- Derivatives may be used by the Fund, and these can behave unexpectedly. The pricing and volatility of many derivatives may diverge from strictly reflecting the pricing or volatility of their underlying reference(s), instrument or asset.
- Investment Leverage occurs when the economic exposure is greater than the amount invested, such as when derivatives are used. A Fund that employs leverage may experience greater gains and/or losses due to the amplification effect from a movement in the price of the reference source.
- Further information on the potential risks can be found in the Key Information Document (KID) and/or the Prospectus or Offering Memorandum.

Follow us on:



For more information please contact us at Tel: +352404646767.
www.assetmanagement.hsbc.com/uk
amgtransferagency@lu.hsbc.com
To help improve our service and in the interests of security we may record and/or monitor your communication with us.

Glossary



Index Disclaimer

Neither Markit, its Affiliates or any third party data provider makes any warranty, express or implied, as to the accuracy, completeness or timeliness of the data contained herewith nor as to the results to be obtained by recipients of the data. Neither Markit, its Affiliates nor any data provider shall in any way be liable to any recipient of the data for any inaccuracies, errors or omissions in the Markit data, regardless of cause, or for any damages (whether direct or indirect) resulting therefrom. Markit has no obligation to update, modify or amend the data or to otherwise notify a recipient thereof in the event that any matter stated herein changes or subsequently becomes inaccurate. Without limiting the foregoing, Markit, its Affiliates, or any third party data provider shall have no liability whatsoever to you, whether in contract (including under an indemnity), in tort (including negligence), under a warranty, under statute or otherwise, in respect of any loss or damage suffered by you as a result of or in connection with any opinions, recommendations, forecasts, judgments, or any other conclusions, or any course of action determined, by you or any third party, whether or not based on the content, information or materials contained herein. Copyright © 2023, Markit Indices Limited.

Benchmark disclosure

The Investment Advisor will use its discretion to invest in securities not included in the reference benchmark based on active investment management strategies and specific investment opportunities. It is foreseen that a significant percentage of the Fund's investments will be components of the reference benchmark. However, their weightings may deviate materially from those of the reference benchmark. The deviation of the Fund's underlying investments' weightings relative to the benchmark are monitored, but not constrained, to a defined range.

Source: HSBC Asset Management, data as at 31 May 2023

Important Information

The material contained herein is for marketing purposes and is for your information only. This document is not contractually binding nor are we required to provide this to you by any legislative provision. It does not constitute legal, tax or investment advice or a recommendation to any reader of this material to buy or sell investments. You must not, therefore, rely on the content of this document when making any investment decisions.

This document is distributed in France, Italy, Spain and Sweden by HSBC Asset Management (France) and is only intended for professional investors as defined by MIFID.

The information contained herein is subject to change without notice.

The information provided herein is simplified and therefore incomplete.

The material contained herein is for information purposes only and does not constitute investment advice or a recommendation to any reader of this material to buy or sell investments. Care has been taken to ensure the accuracy of this document, but HSBC Asset Management accepts no responsibility for any errors or omissions contained herein. All non-authorised reproduction or use of this commentary and analysis will be the responsibility of the user and will be likely to lead to legal proceedings. This document has no contractual value and is not by any means intended as a solicitation, nor a recommendation for the purchase or sale of any financial instrument in any jurisdiction in which such an offer is not lawful. The commentary and analysis presented in this document reflect the opinion of HSBC Asset Management on the markets, according to the information available to date. They do not constitute any kind of commitment from HSBC Asset Management. Consequently, HSBC Asset Management will not be held responsible for any investment or disinvestment decision taken on the basis of the commentary and/or analysis in this document. All data from HSBC Asset Management unless otherwise specified. Any third party information has been obtained from sources we believe to be reliable, but which we have not independently verified.

The fund is a sub-fund of HSBC Global Investment Funds, a Luxembourg domiciled SICAV.

Before subscription, investors should refer to Key investor document (KID) of the fund as well as its complete prospectus. For more detailed information on the risks associated with this fund, investors should refer to the complete prospectus of the fund

The shares of HSBC Global Investment Funds have not been and will not be offered for sale or sold in the United States of America, its territories or possessions and all areas subject to its jurisdiction, or to United States Persons.

Shares of the Company may not be offered or sold for sale or sold to any "U.S. Person within the meaning of the Articles of Incorporation, i.e. a citizen or resident of the United States of America (the "United States"), a partnership organised or existing under the laws of any state, territory or possession of the United States, or a corporation organised or existing under the laws of the United States or of any state, territory or possession thereof, or any estate or trust, other than an estate or trust the income of which from sources outside the United States is not includible in gross income for purposes of computing United States income tax payable by it.

Please note that funds included in this material may be covered by regulations outside of the European Economic Area (The EEA). Local regulations may vary, and can potentially impact your right to funds.

HSBC Asset Management is the brand name for the asset management business of HSBC Group. The above document has been produced by HSBC Asset Management (France) and has been approved for distribution/issue by the following entities :

In France by HSBC Asset Management (France), a Portfolio Management Company authorised by the French regulatory authority AMF (no. GP99026); in Italy and Spain through the Milan and Madrid branches of HSBC Asset Management (France), regulated by Banca d'Italia and Commissione Nazionale per le Società e la Borsa (Consob) in Italy, and the Comisión Nacional del Mercado de Valores (CNMV) in Spain. In Sweden, through the Stockholm branch of HSBC Asset Management (France), regulated by the Swedish Financial Supervisory Authority Finansinspektionen).

HSBC Asset Management (France) - 421 345 489 RCS Nanterre. Portfolio management company authorised by the French regulatory authority AMF (no. GP99026) with capital of 8.050.320 euros. Postal address: 75419 Paris cedex 08, France. Offices: Immeuble Coeur Défense, 110, esplanade du Général Charles de Gaulle, 92400 Courbevoie - La Défense 4 . (Website: www.assetmanagement.hsbc.lu).

Copyright © 2023. HSBC Asset Management (France). All rights reserved

Important information for Luxembourg investors: HSBC entities in Luxembourg are regulated and authorised by the Commission de Surveillance du Secteur Financier (CSSF).

Further Information can be found in the prospectus.