

HSBC Global Investment Funds

GLOBAL GOVERNMENT BOND

Monthly report 30 November 2023 | Share class ZQ1HJPY



Investment objective

The Fund aims to provide long term capital growth and income by investing in a portfolio of government bonds, while promoting environmental, social and governance (ESG) characteristics. The Fund qualifies under Article 8 of SFDR.



Investment strategy

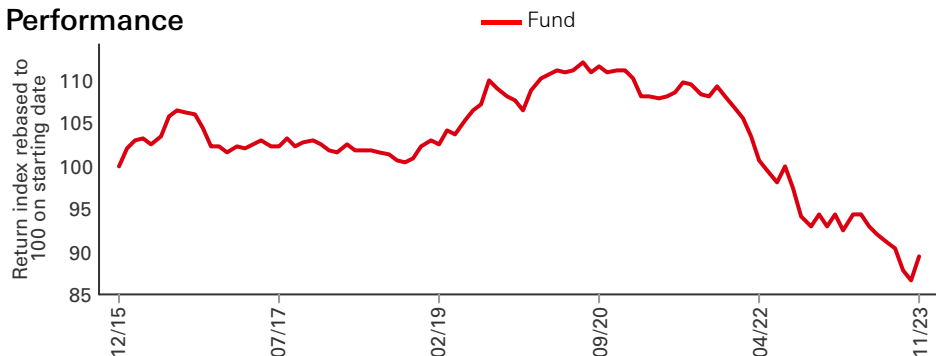
The Fund is actively managed. In normal market conditions, the Fund will invest at least 70% of its assets in investment grade bonds issued by governments, government-related entities and supranational entities based in developed or emerging markets. The Fund includes the identification and analysis of a company's ESG Credentials as an integral part of the investment decision making process to reduce risk and enhance returns. The Fund will not invest in bonds issued by companies with involvement in specific excluded activities, such as: companies involved in the production of controversial weapons and tobacco; companies with more than 10% revenue generated from thermal coal extraction; and companies with more than 10% revenue generated from coal-fired power generation. The Fund may invest up to 10% of its assets in onshore Chinese bonds, up to 10% in asset-backed securities and mortgage-backed securities, up to 10% in non-investment grade bonds and up to 10% in other funds. The Fund's primary currency exposure is to US dollars. See the Prospectus for a full description of the investment objectives and derivative usage.



Main risks

- The Fund's unit value can go up as well as down, and any capital invested in the Fund may be at risk.
- The Fund invests in bonds whose value generally falls when interest rates rise. This risk is typically greater the longer the maturity of a bond investment and the higher its credit quality. The issuers of certain bonds, could become unwilling or unable to make payments on their bonds and default. Bonds that are in default may become hard to sell or worthless.
- The Fund may invest in Emerging Markets, these markets are less established, and often more volatile, than developed markets and involve higher risks, particularly market, liquidity and currency risks.

Performance



Share Class Details

Key metrics

NAV per Share	JPY 8,168.20
Performance 1 month	3.22%
Yield to maturity	3.97%

Fund facts

UCITS V compliant	Yes
Dividend treatment	Distributing
Distribution Frequency	Quarterly
Dividend ex-date	27 September 2023
Dividend Yield ¹	1.89%
Last Paid Dividend	48.193743
Dealing frequency	Daily
Valuation Time	17:00 Luxembourg
Share Class Base Currency	JPY
Domicile	Luxembourg
Inception date	23 December 2015
Fund Size	USD 3,585,061,614
Managers	Ernst Josef Osiander

Fees and expenses

Ongoing Charge Figure ²	0.117%
------------------------------------	---------------

Codes

ISIN	LU1313573625
------	---------------------

Bloomberg ticker	HGGZQHJ LX
------------------	-------------------

¹Dividend Yield: represents the ratio of distributed income over the last 12 months to the fund's current Net Asset Value.

²Ongoing Charges Figure, is based on expenses over a year. The figure includes annual management charge but not the transaction costs. Such figures may vary from time to time.

Past performance is not an indicator of future returns. The figures are calculated in the share class base currency, dividend reinvested, net of fees.

This is a marketing communication. Please refer to the prospectus and to the KIID before making any final investment decisions.

Source: HSBC Asset Management, data as at 30 November 2023

Performance (%)	YTD	1 month	3 months	6 months	1 year	3 years ann	5 years ann	10 years ann	Since inception ann
ZQ1HJPY	-3.80	3.22	-0.99	-3.68	-5.14	-6.97	-2.38	--	-1.42

Calendar year performance (%)	2013	2014	2015	2016	2017	2018	2019	2020	2021	2022
ZQ1HJPY	--	--	--	2.26	0.24	-0.27	4.06	4.51	-2.75	-13.94

3-Year Risk Measures	ZQ1HJPY	Reference benchmark	5-Year Risk Measures	ZQ1HJPY	Reference benchmark
Volatility	5.04%	--	Volatility	4.80%	--
Sharpe ratio	-1.37	--	Sharpe ratio	-0.48	--

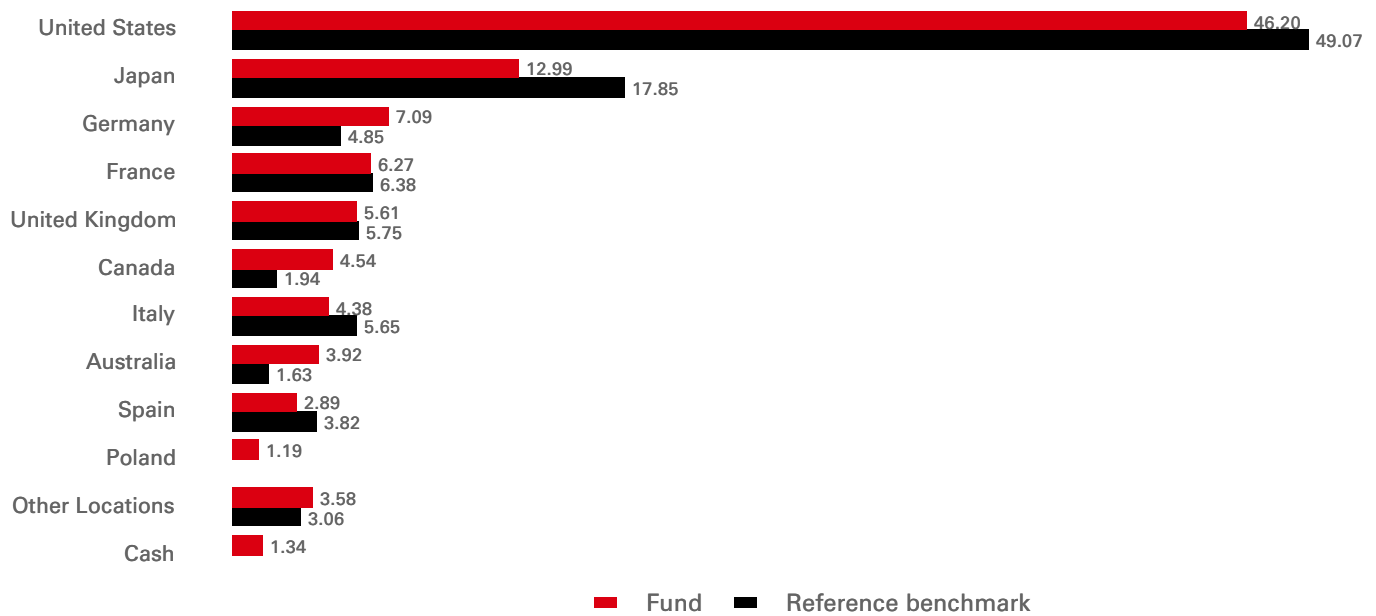
Fixed Income Characteristics	Fund	Reference benchmark	Relative
No. of holdings ex cash	236	1,057	--
Average coupon rate	2.30	2.07	0.23
Yield to worst	3.97%	3.52%	0.45%
Option Adjusted Duration	7.59	6.91	0.68
Modified Duration to Worst	7.38	6.64	0.74
Option Adjusted Spread Duration	7.37	6.83	0.54
Average maturity	9.44	8.47	0.97
Rating average	AA/AA-	AA/AA-	--

Credit rating (%)	Fund	Reference benchmark	Relative	Maturity Breakdown (Option Adjusted Duration)	Fund	Reference benchmark	Relative
AAA	17.45	10.97	6.48	0-2 years	0.28	0.25	0.02
AA	55.90	61.71	-5.81	2-5 years	1.24	0.95	0.29
A	17.07	21.67	-4.60	5-10 years	1.87	1.65	0.22
BBB	8.24	5.65	2.59	10+ years	4.20	4.06	0.15
Cash	1.34	--	1.34	Total	7.59	6.91	0.68

Past performance is not an indicator of future returns. The figures are calculated in the share class base currency, dividend reinvested, net of fees. The benchmark data is that of the reference benchmark of the fund, as this data is calculated at fund level rather than share class level. The reference benchmark of the fund is 100% JP Morgan GBI Global Hedged USD
 Source: HSBC Asset Management, data as at 30 November 2023

Currency Allocation (%)	Fund	Reference benchmark	Relative
USD	95.23	100.00	-4.77
JPY	2.01	--	2.01
EUR	1.04	--	1.04
AUD	0.99	--	0.99
INR	0.93	--	0.93
IDR	0.48	--	0.48
MXN	0.03	--	0.03
PLN	0.02	--	0.02
NZD	0.02	--	0.02
CAD	0.01	--	0.01
Other Currencies	-0.77	--	-0.77

Geographical Allocation (%)




Sector Allocation (%)	Fund	Reference benchmark	Relative
Treasuries	95.14	100.00	-4.86
Other	3.30	--	3.30
Supra/agencies	1.56	--	1.56

Top 10 Holdings	Weight (%)
US TREASURY N/B 0.375 31/01/26	2.82
US TREASURY N/B 3.000 15/07/25	2.61
US TREASURY N/B 4.625 30/09/28	2.43
UK TSY GILT 3.750 22/10/53	2.37
US TREASURY N/B 5.000 30/09/25	2.27
US TREASURY N/B 3.875 15/08/33	2.18
US TREASURY N/B 0.500 28/02/26	2.16
US TREASURY N/B 3.375 15/05/33	1.55
US TREASURY N/B 4.125 15/08/53	1.51
US TREASURY N/B 4.625 30/06/25	1.42

Risk Disclosure

- Derivatives may be used by the Fund, and these can behave unexpectedly. The pricing and volatility of many derivatives may diverge from strictly reflecting the pricing or volatility of their underlying reference(s), instrument or asset.
- Investment Leverage occurs when the economic exposure is greater than the amount invested, such as when derivatives are used. A Fund that employs leverage may experience greater gains and/or losses due to the amplification effect from a movement in the price of the reference source.
- Further information on the potential risks can be found in the Key Information Document (KID) and/or the Prospectus or Offering Memorandum.

Follow us on:



For more information please contact us at Tel: +352404646767.
www.assetmanagement.hsbc.com/uk
amgtransferagency@lu.hsbc.com
To help improve our service and in the interests of security we may record and/or monitor your communication with us.

Glossary



Index Disclaimer

Information has been obtained from sources believed to be reliable but J.P. Morgan does not warrant its completeness or accuracy. The Index is used with permission. The Index may not be copied, used, or distributed without J.P. Morgan's prior written approval. Copyright 2023, J.P. Morgan Chase & Co. All rights reserved.

Benchmark disclosure

The Investment Advisor will use its discretion to invest in securities not included in the reference benchmark based on active investment management strategies and specific investment opportunities. It is foreseen that a significant percentage of the Fund's investments will be components of the reference benchmark. However, their weightings may deviate materially from those of the reference benchmark. The deviation of the Fund's performance relative to the benchmark is monitored, but not constrained, to a defined range.

Source: HSBC Asset Management, data as at 30 November 2023

Important Information

The material contained herein is for marketing purposes and is for your information only. This document is not contractually binding nor are we required to provide this to you by any legislative provision. It does not constitute legal, tax or investment advice or a recommendation to any reader of this material to buy or sell investments. You must not, therefore, rely on the content of this document when making any investment decisions. This document is distributed in France, Italy, Spain and Sweden by HSBC Asset Management (France) and is only intended for professional investors as defined by MIFID.

The information contained herein is subject to change without notice.

The information provided herein is simplified and therefore incomplete.

The material contained herein is for information purposes only and does not constitute investment advice or a recommendation to any reader of this material to buy or sell investments. Care has been taken to ensure the accuracy of this document, but HSBC Asset Management accepts no responsibility for any errors or omissions contained herein. All non-authorised reproduction or use of this commentary and analysis will be the responsibility of the user and will be likely to lead to legal proceedings. This document has no contractual value and is not by any means intended as a solicitation, nor a recommendation for the purchase or sale of any financial instrument in any jurisdiction in which such an offer is not lawful. The commentary and analysis presented in this document reflect the opinion of HSBC Asset Management on the markets, according to the information available to date. They do not constitute any kind of commitment from HSBC Asset Management. Consequently, HSBC Asset Management will not be held responsible for any investment or disinvestment decision taken on the basis of the commentary and/or analysis in this document. All data from HSBC Asset Management unless otherwise specified. Any third party information has been obtained from sources we believe to be reliable, but which we have not independently verified.

The fund is a sub-fund of HSBC Global Investment Funds, a Luxembourg domiciled SICAV.

Before subscription, investors should refer to Key investor document (KID) of the fund as well as its complete prospectus. For more detailed information on the risks associated with this fund, investors should refer to the complete prospectus of the fund

The shares of HSBC Global Investment Funds have not been and will not be offered for sale or sold in the United States of America, its territories or possessions and all areas subject to its jurisdiction, or to United States Persons.

Shares of the Company may not be offered or sold for sale or sold to any "U.S. Person within the meaning of the Articles of Incorporation, i.e. a citizen or resident of the United States of America (the "United States"), a partnership organised or existing under the laws of any state, territory or possession of the United States, or a corporation organised or existing under the laws of the United States or of any state, territory or possession thereof, or any estate or trust, other than an estate or trust the income of which from sources outside the United States is not includible in gross income for purposes of computing United States income tax payable by it.

Please note that funds included in this material may be covered by regulations outside of the European Economic Area (The EEA). Local regulations may vary, and can potentially impact your right to funds.

HSBC Asset Management is the brand name for the asset management business of HSBC Group. The above document has been produced by HSBC Asset Management (France) and has been approved for distribution/issue by the following entities :

In France by HSBC Asset Management (France), a Portfolio Management Company authorised by the French regulatory authority AMF (no. GP99026); in Italy and Spain through the Milan and Madrid branches of HSBC Asset Management (France), regulated by Banca d'Italia and Commissione Nazionale per le Società e la Borsa (Consob) in Italy, and the Comisión Nacional del Mercado de Valores (CNMV) in Spain. In Sweden, through the Stockholm branch of HSBC Asset Management (France), regulated by the Swedish Financial Supervisory Authority Finansinspektionen).

HSBC Asset Management (France) - 421 345 489 RCS Nanterre. Portfolio management company authorised by the French regulatory authority AMF (no. GP99026) with capital of 8.050.320 euros. Postal address: 75419 Paris cedex 08, France. Offices: Immeuble Coeur Défense, 110, esplanade du Général Charles de Gaulle, 92400 Courbevoie - La Défense 4 . (Website: www.assetmanagement.hsbc.lu).

Copyright © 2023. HSBC Asset Management (France). All rights reserved

Important information for Luxembourg investors: HSBC entities in Luxembourg are regulated and authorised by the Commission de Surveillance du Secteur Financier (CSSF).

Further Information can be found in the prospectus.