

HSBC Global Investment Funds

MANAGED SOLUTIONS - ASIA FOCUSED CONSERVATIVE

Marketing communication | Monthly report 31 May 2025 | Share class ACOSGD



Investment objective

The Fund aims to provide long term capital growth and income through an active asset allocation in a diversified portfolio of bonds and shares, as well as money market and cash instruments.



Investment strategy

The Fund is actively managed and is not constrained by a benchmark.

At least 70% of the Fund's exposure is to bonds and shares related to Asia-Pacific excluding Japan. The Fund may invest in non-Asian based assets.

The Fund may invest in bonds that are investment grade, non-investment grade and unrated issued or guaranteed by governments, government-related and supranational entities, and companies based in developed markets and emerging markets. The Fund may invest up to 20% in onshore Chinese bonds and 10% in non-investment grade.

The Fund may invest up to 15% in China A and China B-shares. The Fund may invest up to: 10% in convertible bonds; 10% in contingent convertible securities; 10% in non-investment grade bonds issued by a single government issuer; and can invest up to 10% in commodities and up to 10% in liquid alternative investment strategies.

The Fund may invest up to 50% in other funds; 10% in real estate investment trusts and has a primary currency exposure to Asia-Pacific (excluding Japan) countries.

See the Prospectus for a full description of the investment objectives and derivative usage.



Main risks

- The Fund's unit value can go up as well as down, and any capital invested in the Fund may be at risk.
- The Fund invests in bonds whose value generally falls when interest rates rise. This risk is generally greater the longer the maturity of a bond investment and the higher its credit quality. The issuers of certain bonds, could become unwilling or unable to make payments on their bonds and default. Bonds that are in default may become hard to sell or worthless. The value of investible securities can change over time due to a wide variety of factors, including but not limited to: political and economic news, government policy, changes in demographics, cultures and populations, natural or human-caused disasters etc.
- The Fund may invest in Emerging Markets, these markets are less established, and often more volatile, than developed markets and involve higher risks, particularly market, liquidity and currency risks.

Share Class Details

Key metrics

NAV per Share	SGD 9.77
Performance 1 month	1.39%
Sharpe ratio 3 years	-0.28

Fund facts

UCITS V compliant	Yes
Dividend treatment	Accumulating
Dealing frequency	Daily
Valuation Time	17:00 Luxembourg
Share Class Base Currency	SGD
Domicile	Luxembourg
Inception date	15 March 2013
Fund Size	USD 25,988,618
Managers	Gloria Jing

Fees and expenses

Ongoing Charge Figure ¹	1.160%
------------------------------------	---------------

Codes

ISIN	LU0854294427
Bloomberg ticker	HSBAFCS LX

¹Ongoing Charges Figure is an estimate due to a change of fee structure.

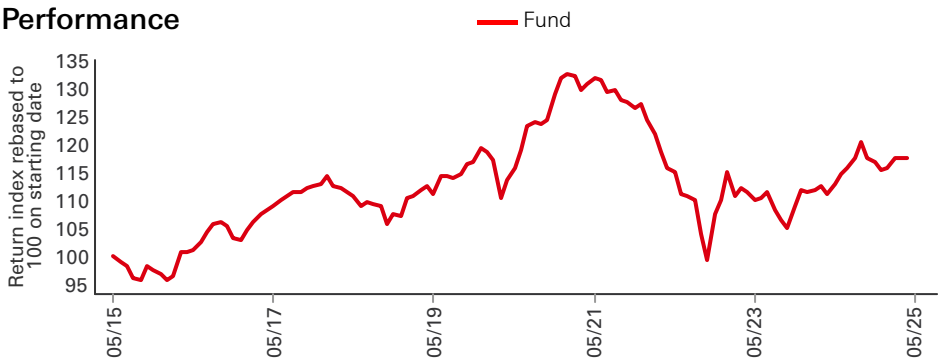
Past performance is not an indicator of future returns. The figures are calculated in the share class base currency, dividend reinvested, net of fees.

This is a marketing communication. Please refer to the prospectus and to the KID before making any final investment decisions.

For definition of terms, please refer to the Glossary QR code and Prospectus.

Source: HSBC Asset Management, data as at 31 May 2025

Performance



Performance (%)	YTD	1 month	3 months	6 months	1 year	3 years ann	5 years ann	10 years ann
ACOSGD	3.13	1.39	1.49	2.12	5.70	1.19	0.59	1.77

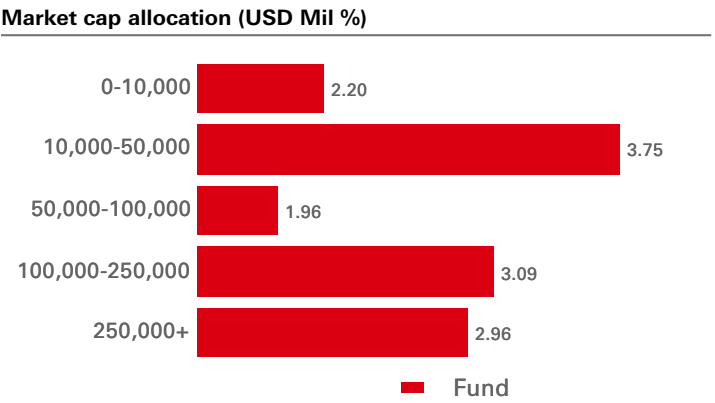
Calendar year performance (%)	2015	2016	2017	2018	2019	2020	2021	2022	2023	2024	2025
ACOSGD	-0.10	6.36	9.79	-5.02	11.09	10.71	-3.56	-13.55	1.69	3.26	

Currency Allocation (%)	Asset allocation (%)	Fund
US Dollar	Cash	7.19
Hong Kong Dollar	Asia ex Japan Equity	13.96
Korean Won	Asian High Yield Bond	14.04
Singapore dollar	Asian Investment Grade Bond	39.38
Indonesia Rupiah	Asian Local Currency Bond	13.77
Malaysian ringgit	GEM Local Currency Bond	0.63
Indian rupee	Government Bond	10.57
Thai Baht	India Fixed Income	0.46
New Taiwan Dollar		
Philippine Peso		
Other Currencies		

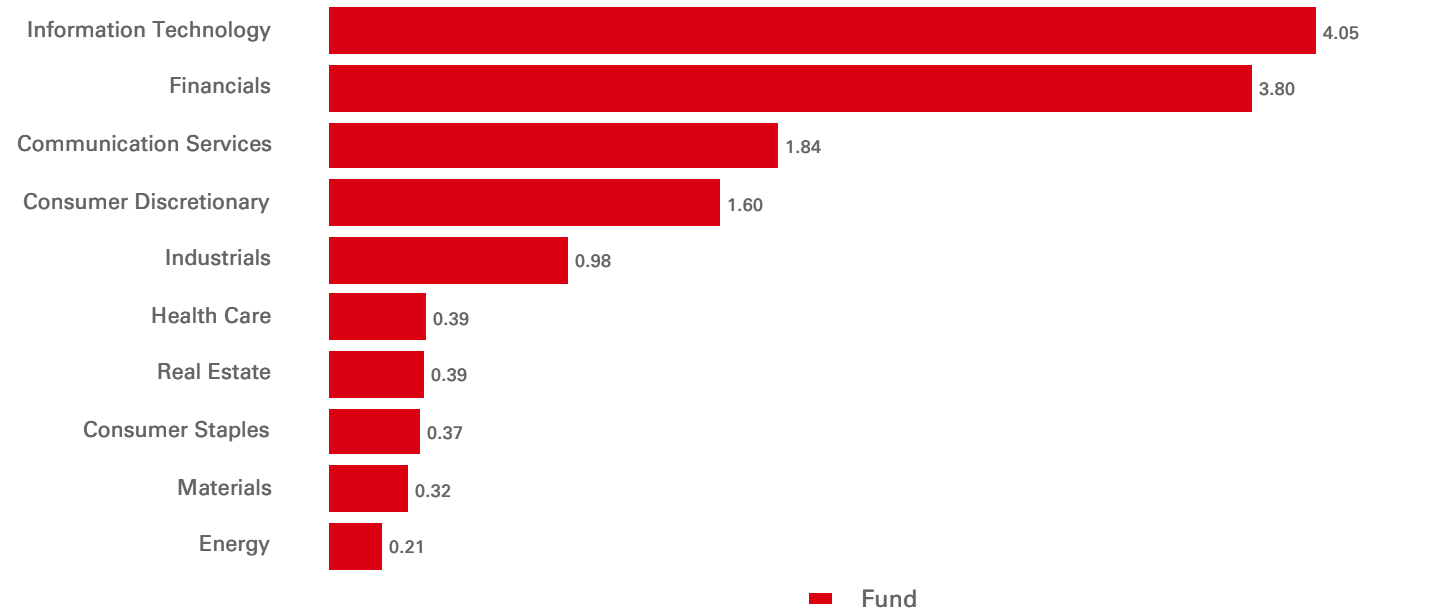
Top 10 Holdings	Weight (%)
HSBC GIF Asia High Yield Bond ZQ1	14.04
HSBC GIF Asia ex Japan Equity ZD	13.96
HSBC GIF Asian Currencies Bond ZD	13.77
HONG KONG GOVERNMENT 0.800 27/08/2027 HKD	7.09
HONG KONG GOVERNMENT 2.240 27/08/2029 HKD	3.48
ALIBABA GROUP HOLDING 5.250 26/05/2035 USD	1.50
SHANGHAI COMMERCIAL BANK 6.375 28/02/2033 USD	0.97
BANK OF EAST ASIA LTD 6.625 13/03/2027 USD	0.96
FWD GROUP HOLDINGS LTD 7.635 02/07/2031 USD	0.83
STANDARD CHARTERED PLC 7.018 08/02/2030 USD	0.81

Equity top 10 holdings	Location	Sector	Weight (%)
Taiwan Semiconductor Co Ltd	Taiwan	Information Technology	1.34
Tencent Holdings Ltd	Mainland China	Communication Services	1.00
Alibaba Group Holding Ltd	Mainland China	Consumer Discretionary	0.51
HKEX	Hong Kong (SAR)	Financials	0.49
HDFC Bank Ltd	India	Financials	0.45
Samsung Electronics Co Ltd	South Korea	Information Technology	0.41
SK Hynix Inc	South Korea	Information Technology	0.40
China Construction Bank Corp	Mainland China	Financials	0.36
AIA Group Ltd	Hong Kong (SAR)	Financials	0.35
PING AN	Mainland China	Financials	0.34

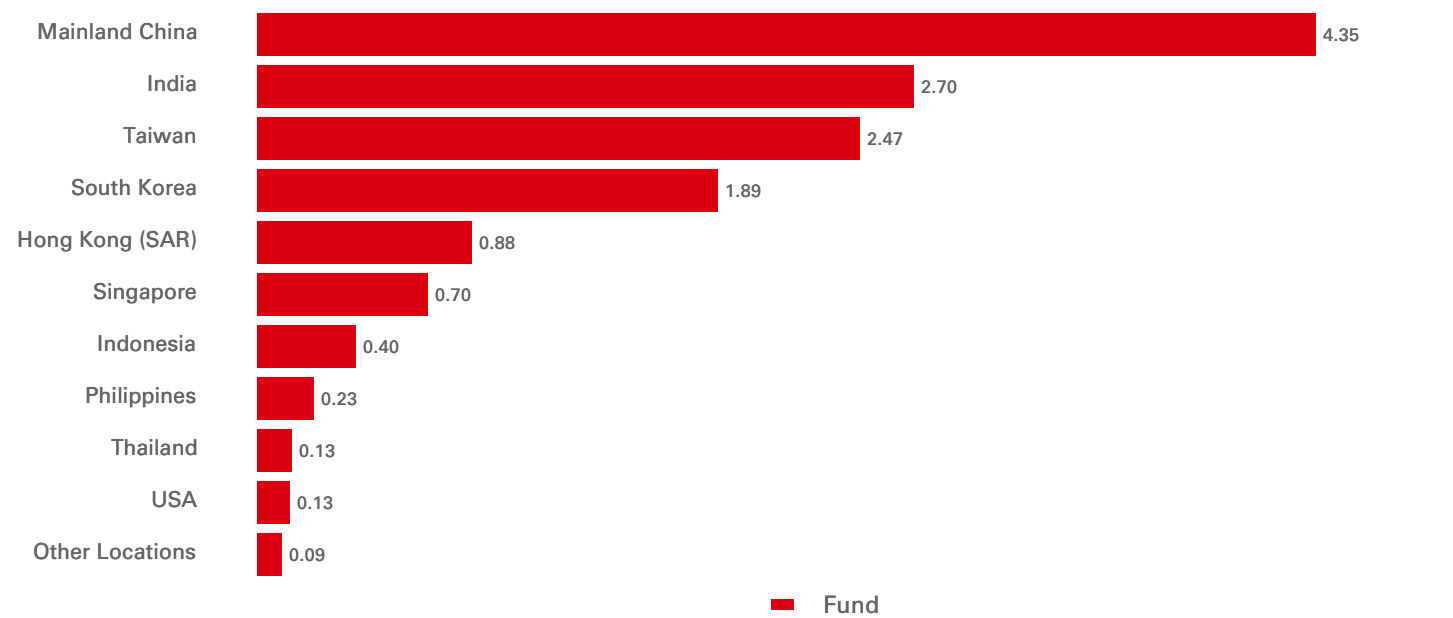
Equity characteristics	Fund	Reference benchmark
Average Market Cap (USD Mil)	192,641	--
Price/earning ratio	16.00	--
Portfolio yield	1.98%	--



Equity sector allocation (%)



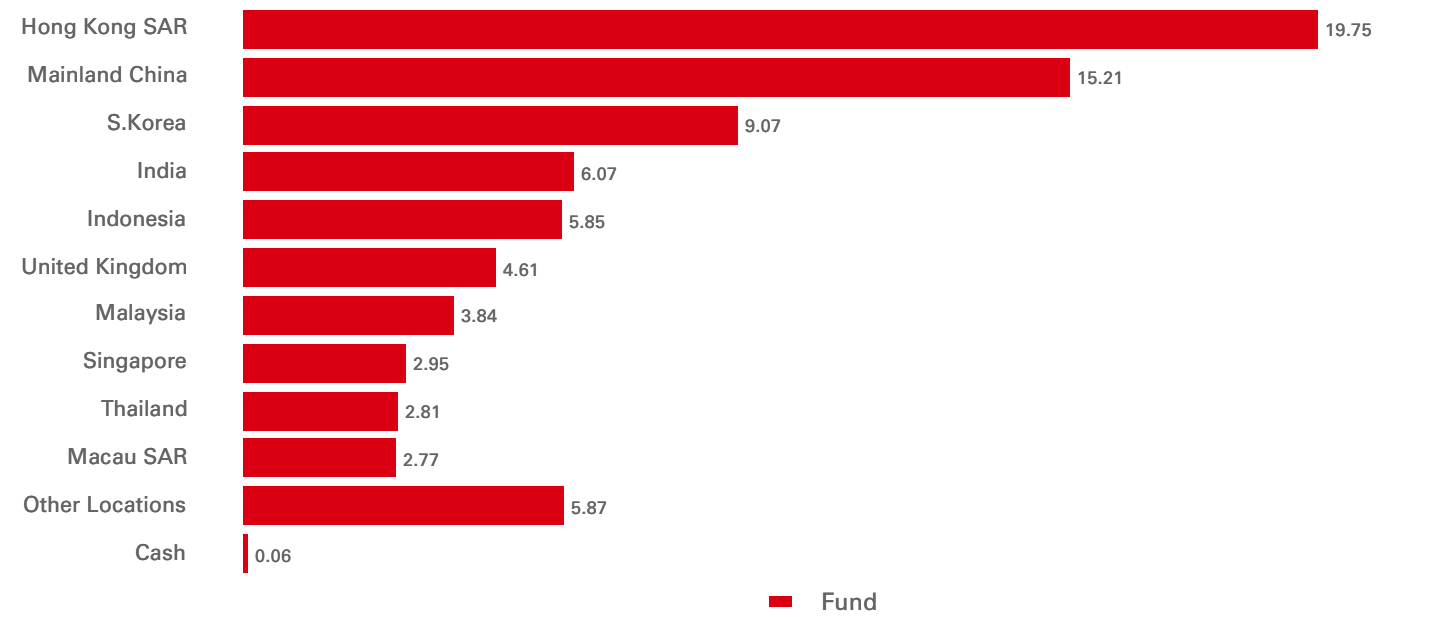
Equity geographical allocation (%)



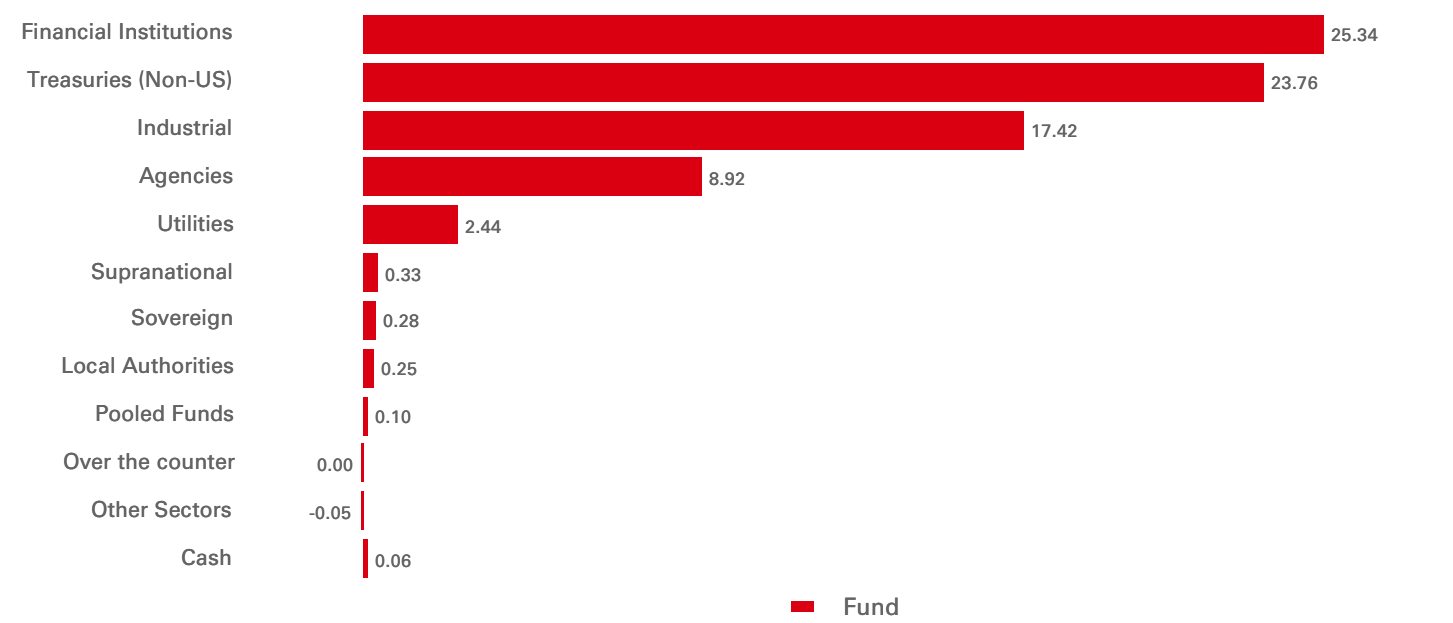
Fixed Income Characteristics	Fund	Reference benchmark	Relative	Credit rating (%)	Fund	Reference benchmark	Relative
Yield to worst	5.32%	--	--	AAA	2.61	--	--
Yield to maturity	5.42%	--	--	AA	13.99	--	--
Modified duration	4.32	--	--	A	14.19	--	--
Average Credit Quality	BBB+/BBB	--	--	BBB	34.38	--	--
				BB	7.34	--	--
				B	2.81	--	--
				CCC	1.04	--	--
				CC	0.02	--	--
				NR	2.39	--	--
				Cash	0.06	--	--

Fixed income top 10 holdings	Location	Instrument type	Weight (%)
HONG KONG GOVERNMENT 0.800 27/08/2027 HKD	Hong Kong (SAR)	Government Bond	7.09
HONG KONG GOVERNMENT 2.240 27/08/2029 HKD	Hong Kong (SAR)	Government Bond	3.48
ALIBABA GROUP HOLDING 5.250 26/05/2035 USD	Mainland China	Corporate Bond	1.50
SHANGHAI COMMERCIAL BANK 6.375 28/02/2033 USD	Hong Kong (SAR)	Corporate Bond	0.97
BANK OF EAST ASIA LTD 6.625 13/03/2027 USD	Hong Kong (SAR)	Corporate Bond	0.96
MINEJESA CAPITAL BV 5.625 10/08/2037 USD	INDONESIA	Corporate Bond	0.85
FWD GROUP HOLDINGS LTD 7.635 02/07/2031 USD	Hong Kong (SAR)	Euro Medium Term Note	0.83
ELECT GLOBAL INV LTD 7.200 PERP USD	Hong Kong (SAR)	Perpetual Bonds	0.82
STANDARD CHARTERED PLC 7.018 08/02/2030 USD	United Kingdom	Corporate Bond	0.82
JOY TRSR ASSETS HLD 5.750 06/06/2029 USD	Hong Kong (SAR)	Corporate Bond	0.79

Fixed income geographical allocation (%)



Fixed income sector allocation (%)



Risk Disclosure

- Derivatives may be used by the Fund, and these can behave unexpectedly. The pricing and volatility of many derivatives may diverge from strictly reflecting the pricing or volatility of their underlying reference(s), instrument or asset.
- Investment Leverage occurs when the economic exposure is greater than the amount invested, such as when derivatives are used. A Fund that employs leverage may experience greater gains and/or losses due to the amplification effect from a movement in the price of the reference source.
- Where overseas investments are held the rate of currency exchange may cause the value of such investments to go down as well as up.
- Further information on the potential risks can be found in the Key Information Document (KID) and/or the Prospectus or Offering Memorandum.

Follow us on:



For more information please contact us at Tel: +352404646767.

www.assetmanagement.hsbc.com/uk
amgtransferagency@lu.hsbc.com

To help improve our service and in the interests of security we may record and/or monitor your communication with us.

Glossary



www.assetmanagement.hsbc.lu/api/v1/download/document/lu2004780537/lu/en/glossary

Important Information

This document is produced and distributed by HSBC Asset Management and is only intended for non-professional investors as defined by MIFID. The information contained herein is subject to change without notice. All non-authorised reproduction or use of this commentary and analysis will be the responsibility of the user and will be likely to lead to legal proceedings.

This information has no contractual value and is not by any means intended as a solicitation, nor an investment advice for the purchase or sale of any financial instrument in any jurisdiction in which such an offer is not lawful.

The commentary and analysis presented in this document reflect the opinion of HSBC Asset Management on the markets, according to the information available to date. They do not constitute any kind of commitment from HSBC Asset Management.

Tax treatment depends on The individual circumstances of each client and may be subject to change in The future.

Capital is not guaranteed. It is important to remember that the value of investments and any income from them can go down as well as up and is not guaranteed.

Please note that the distribution of the product can stop at any time by decision of the management company.

Consequently, HSBC Asset Management will not be held responsible for any investment or disinvestment decision taken on the basis of the commentary and/or analysis in this document.

All data from HSBC Asset Management unless otherwise specified.

Any third party information has been obtained from sources we believe to be reliable, but which we have not independently verified.

Further additional and complete information (including but not limited to) investor rights, costs and charges, please refer to the prospectus.

Term : The management company cannot terminate the Fund unilaterally. The Board of Directors may furthermore decide to liquidate the Fund in certain circumstances set out in the prospectus and articles of incorporation of the Fund.

If necessary, investors can refer to the complaints handling charter available in the banner of our website:

<https://www.assetmanagement.hsbc.lu/-/media/files/attachments/common/countries/luxembourg/client-complaints.pdf>

The fund is a sub-fund of HSBC Global Investment Funds, a Luxembourg domiciled SICAV.

Before subscription, investors should refer to Key investor document (KID) of the fund as well as its complete prospectus. For more detailed information on the risks associated with this fund, investors should refer to the complete prospectus of the fund

The shares of HSBC Global Investment Funds have not been and will not be offered for sale or sold in the United States of America, its territories or possessions and all areas subject to its jurisdiction, or to United States Persons.

Shares of the Company may not be offered or sold for sale or sold to any "U.S. Person within the meaning of the Articles of Incorporation, i.e. a citizen or resident of the United States of America (the "United States"), a partnership organised or existing under the laws of any state, territory or possession of the United States, or a corporation organised or existing under the laws of the United States or of any state, territory or possession thereof, or any estate or trust, other than an estate or trust the income of which from sources outside the United States is not includible in gross income for purposes of computing United States income tax payable by it.

Further information about the Company including the Prospectus, the most recent annual and semi-annual reports of the Company and the latest share prices, may be obtained free of charge, in English, from the Registrar and Transfer Agent by emailing amgtransferagency@lu.hsbc.com , or by visiting www.global.assetmanagement.hsbc.com.

The most recent Prospectus is available in English and German. Key Information Document (PRIIPs KID) are available in the local language where they are registered.