

## HSBC Global Investment Funds

# EUROLAND GROWTH

Marketing communication | Monthly report 30 June 2025 | Share class M1D



### Investment objective

The Fund aims to provide long term capital growth and income by investing in a portfolio of Eurozone shares, while promoting environmental, social and governance (ESG) characteristics. The Fund qualifies under Article 8 of SFDR. The Fund aims to have a higher ESG score than its reference benchmark.



### Investment strategy

The Fund is actively managed. In normal market conditions, the Fund will invest at least 90% of its assets in shares (or securities similar to shares) of companies of any size, that are based in a European Monetary Union member country. The Fund typically focuses on profitable companies with higher-than-average reinvestment rates that maintains or increases their current level of growth. The Fund includes the identification and analysis of a company's environmental and social factors and corporate governance practices as an integral part of as an integral part of the investment decision making process. Companies considered for inclusion within the Fund's portfolio will be subject to excluded activities in accordance with HSBC Asset Management's Responsible Investment Policies, which may change from time to time. The Fund may invest up to 10% in Real Estate Investment Trusts, up to 10% in other funds, and may invest in bank deposits and money market instruments. See the Prospectus for a full description of the investment objectives and derivative usage.



### Main risks

- The Fund's unit value can go up as well as down, and any capital invested in the Fund may be at risk.
- The value of investible securities can change over time due to a wide variety of factors, including but not limited to: political and economic news, government policy, changes in demographics, cultures and populations, natural or human-caused disasters etc.
- Different investment styles typically go in and out of favour depending on market conditions and investor sentiment.

### Share Class Details

#### Key metrics

NAV per Share	<b>EUR 20.76</b>
Performance 1 month	<b>-1.80%</b>
Volatility 3 years	<b>17.64%</b>

#### Fund facts

UCITS V compliant	<b>Yes</b>
Dividend treatment	<b>Distributing</b>
Distribution Frequency	<b>Annually</b>
Dividend ex-date	<b>23 May 2025</b>
Dividend Yield <sup>1</sup>	<b>0.09%</b>
Last Paid Dividend	<b>0.018778</b>
Dealing frequency	<b>Daily</b>
Valuation Time	<b>17:00 Luxembourg</b>
Share Class Base Currency	<b>EUR</b>
Domicile	<b>Luxembourg</b>
Inception date	<b>13 July 2005</b>
Fund Size	<b>EUR 114,835,222</b>
Reference benchmark	<b>100% MSCI EMU Net</b>
Managers	<b>Patrick Gautier Abderrahman Belcaid</b>

#### Fees and expenses

Ongoing Charge Figure <sup>2</sup>	<b>1.600%</b>
------------------------------------	---------------

#### Codes

ISIN	<b>LU0213957060</b>
Bloomberg ticker	<b>HSBEM1D LX</b>

<sup>1</sup>Dividend Yield: represents the ratio of distributed income over the last 12 months to the fund's current Net Asset Value.

<sup>2</sup>Ongoing Charges Figure is based on expenses over a year. The figure includes annual management charge but not the transaction costs. Such figures may vary from time to time.

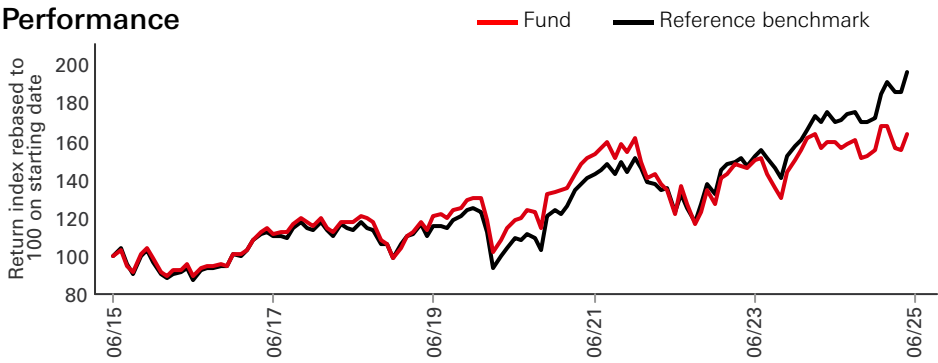
Past performance is not an indicator of future returns. The figures are calculated in the share class base currency, dividend reinvested, net of fees.

This is a marketing communication. Please refer to the prospectus and to the KID before making any final investment decisions.

For definition of terms, please refer to the Glossary QR code and Prospectus.

Source: HSBC Asset Management, data as at 30 June 2025

Performance

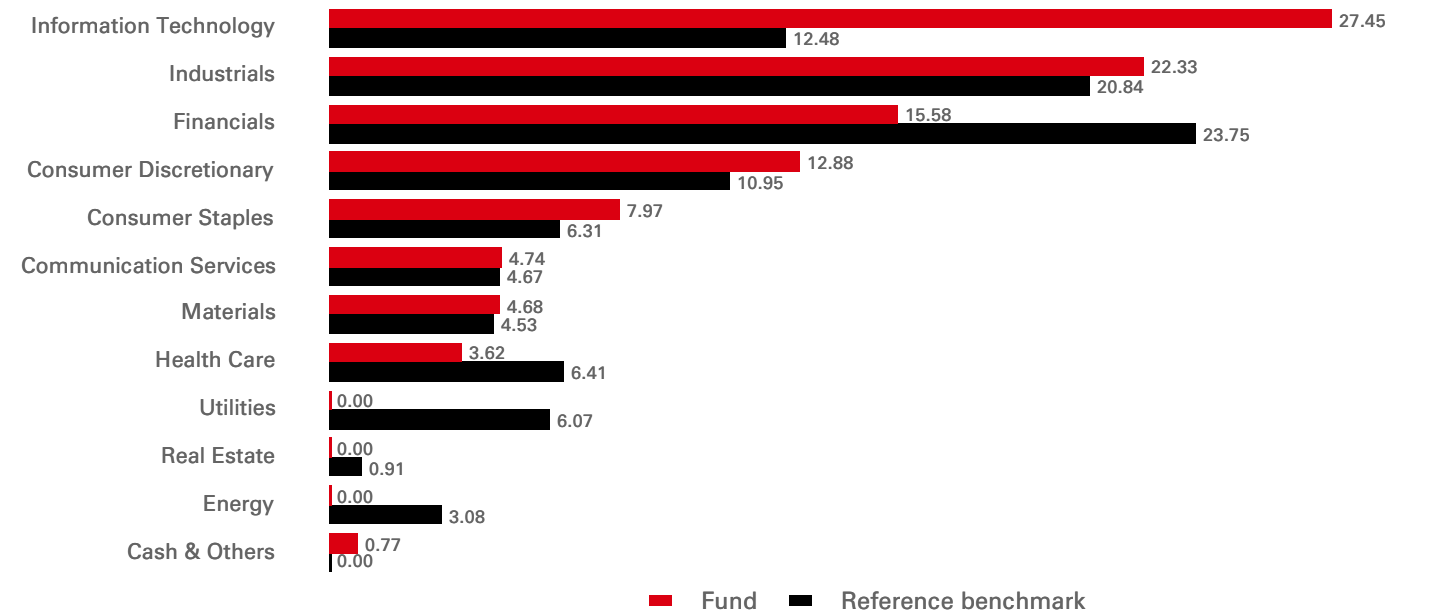


Performance (%)	YTD	1 month	3 months	6 months	1 year	3 years ann	5 years ann	10 years ann
M1D	3.06	-1.80	2.55	3.06	0.38	9.47	6.16	4.85
Reference benchmark	12.85	-0.73	4.95	12.85	14.06	16.46	12.13	6.87

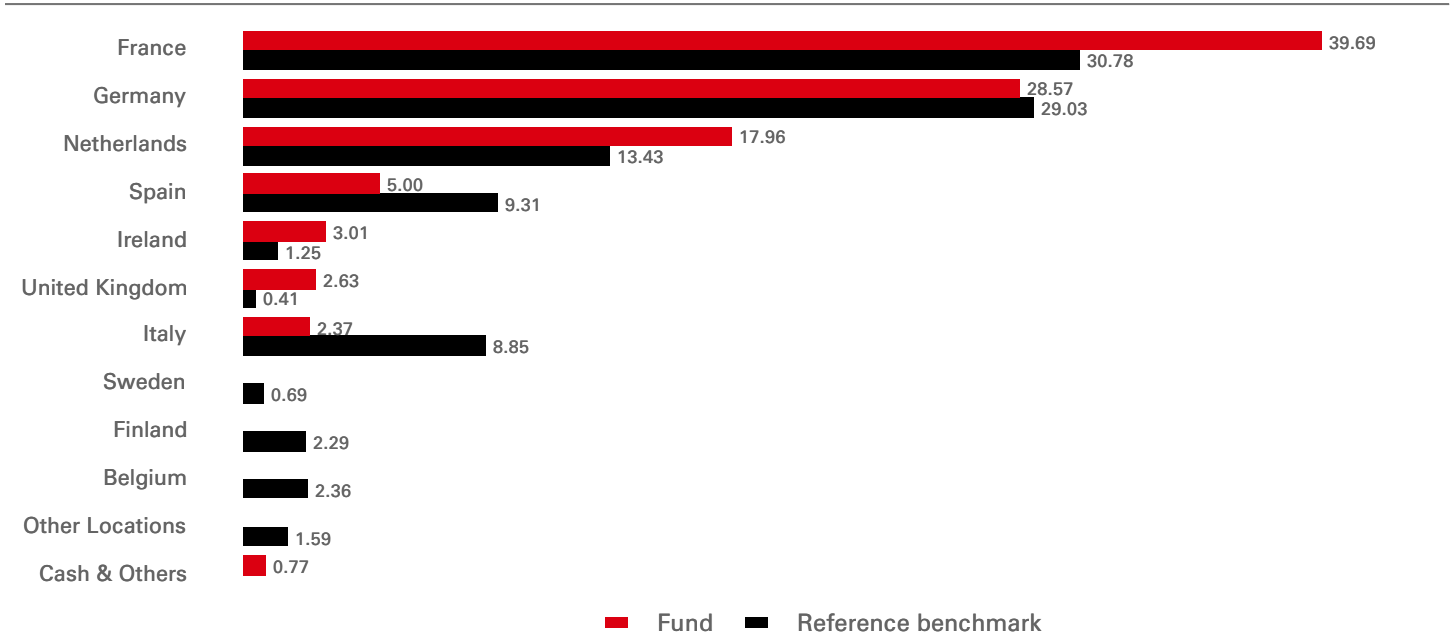
Calendar year performance (%)	2015	2016	2017	2018	2019	2020	2021	2022	2023	2024
M1D	12.87	1.54	14.95	-14.83	31.42	2.92	20.29	-21.08	18.29	3.50
Reference benchmark	9.81	4.37	12.49	-12.71	25.47	-1.02	22.16	-12.47	18.78	9.49

Equity characteristics	Fund	Reference benchmark	3-Year Risk Measures	M1D	Reference benchmark
No. of holdings ex cash	35	217	Volatility	17.64%	14.12%
Average Market Cap (EUR Mil)	125,466	97,340	Information ratio	-1.06	--
			Beta	1.17	--

Sector Allocation (%)



Geographical Allocation (%)



Top 10 Holdings	Location	Sector	Weight (%)
SAP SE	Germany	Information Technology	7.83
ASML Holding NV	Netherlands	Information Technology	7.40
Allianz SE	Germany	Financials	5.18
Schneider Electric SE	France	Industrials	5.03
Deutsche Telekom AG	Germany	Communication Services	4.74
Air Liquide SA	France	Materials	4.68
Hermes International SCA	France	Consumer Discretionary	4.12
L'Oreal SA	France	Consumer Staples	3.85
LVMH Moet Hennessy Louis Vuitton SE	France	Consumer Discretionary	3.76
Siemens AG	Germany	Industrials	3.71

MSCI ESG Score	ESG score	E	S	G
Fund	8.3	7.3	6.0	6.6
Reference benchmark	7.8	7.0	5.4	6.2

The MSCI ESG Key Issue Score is the numerical, weighted average of MSCI's E, S, and G pillar scores. A higher number indicates a more favourable ESG profile in the view of MSCI.

The weighted averages of the Key Issue Scores are aggregated and companies' scores are normalized by their industries. After any overrides are factored in, each company's Final Industry-Adjusted Score corresponds to a rating.

For more information, see MSCI ESG Ratings Methodology @ <https://www.msci.com/esg-and-climate-methodologies>

## Risk Disclosure

- Investment Leverage occurs when the economic exposure is greater than the amount invested, such as when derivatives are used. A Fund that employs leverage may experience greater gains and/or losses due to the amplification effect from a movement in the price of the reference source.
- Further information on the potential risks can be found in the Key Information Document (KID) and/or the Prospectus or Offering Memorandum.

Follow us on:



For more information please contact us at Tel: +352404646767.  
[www.assetmanagement.hsbc.com/uk](http://www.assetmanagement.hsbc.com/uk)  
[amgtransferagency@lu.hsbc.com](mailto:amgtransferagency@lu.hsbc.com)  
To help improve our service and in the interests of security we may record and/or monitor your communication with us.

---

## Glossary



[www.assetmanagement.hsbc.lu/api/v1/download/document/lu2004780537/lu/en/glossary](http://www.assetmanagement.hsbc.lu/api/v1/download/document/lu2004780537/lu/en/glossary)

## Index Disclaimer

Source: MSCI. The MSCI information may only be used for your internal use, may not be reproduced or disseminated in any form and may not be used as a basis for or a component of any financial instruments or products or indices. None of the MSCI information is intended to constitute investment advice or a recommendation to make (or refrain from making) any kind of investment decision and may not be relied on as such. Historical data and analysis should not be taken as an indication or guarantee of any future performance analysis, forecast or prediction. The MSCI information is provided on an "as is" basis and the user of this information assumes the entire risk of any use made of this information. MSCI, each of its affiliates and each other person involved in or related to compiling, computing or creating any MSCI information (collectively, the "MSCI Parties") expressly disclaims all warranties (including, without limitation, any warranties of originality, accuracy, completeness, timeliness, non-infringement, merchantability and fitness for a particular purpose) with respect to this information. Without limiting any of the foregoing, in no event shall any MSCI Party have any liability for any direct, indirect, special, incidental, punitive, consequential (including, without limitation, lost profits) or any other damages. ([www.msci.com](http://www.msci.com))

## Benchmark disclosure

The Investment Advisor will use its discretion to invest in securities not included in the reference benchmark based on active investment management strategies and specific investment opportunities. It is foreseen that the reference benchmark will not be used as a universe from which to select securities. The deviation of the Fund's performance and underlying investments' weightings relative to the benchmark are monitored, but not constrained, to a defined range.

**Source: HSBC Asset Management, data as at 30 June 2025**

## Important Information

This document is produced and distributed by HSBC Asset Management and is only intended for non-professional investors as defined by MIFID. The information contained herein is subject to change without notice. All non-authorised reproduction or use of this commentary and analysis will be the responsibility of the user and will be likely to lead to legal proceedings.

This information has no contractual value and is not by any means intended as a solicitation, nor an investment advice for the purchase or sale of any financial instrument in any jurisdiction in which such an offer is not lawful.

The commentary and analysis presented in this document reflect the opinion of HSBC Asset Management on the markets, according to the information available to date. They do not constitute any kind of commitment from HSBC Asset Management.

Tax treatment depends on The individual circumstances of each client and may be subject to change in The future.

Capital is not guaranteed. It is important to remember that the value of investments and any income from them can go down as well as up and is not guaranteed.

Please note that the distribution of the product can stop at any time by decision of the management company.

Consequently, HSBC Asset Management will not be held responsible for any investment or disinvestment decision taken on the basis of the commentary and/or analysis in this document.

All data from HSBC Asset Management unless otherwise specified.

Any third party information has been obtained from sources we believe to be reliable, but which we have not independently verified.

Further additional and complete information (including but not limited to) investor rights, costs and charges, please refer to the prospectus.

Term : The management company cannot terminate the Fund unilaterally. The Board of Directors may furthermore decide to liquidate the Fund in certain circumstances set out in the prospectus and articles of incorporation of the Fund.

If necessary, investors can refer to the complaints handling charter available in the banner of our website:

<https://www.assetmanagement.hsbc.lu/-/media/files/attachments/common/countries/luxembourg/client-complaints.pdf>

The fund is a sub-fund of HSBC Global Investment Funds, a Luxembourg domiciled SICAV.

Before subscription, investors should refer to Key investor document (KID) of the fund as well as its complete prospectus. For more detailed information on the risks associated with this fund, investors should refer to the complete prospectus of the fund

The shares of HSBC Global Investment Funds have not been and will not be offered for sale or sold in the United States of America, its territories or possessions and all areas subject to its jurisdiction, or to United States Persons.

Shares of the Company may not be offered or sold for sale or sold to any "U.S. Person within the meaning of the Articles of Incorporation, i.e. a citizen or resident of the United States of America (the "United States"), a partnership organised or existing under the laws of any state, territory or possession of the United States, or a corporation organised or existing under the laws of the United States or of any state, territory or possession thereof, or any estate or trust, other than an estate or trust the income of which from sources outside the United States is not includible in gross income for purposes of computing United States income tax payable by it.

Further information about the Company including the Prospectus, the most recent annual and semi-annual reports of the Company and the latest share prices, may be obtained free of charge, in English, from the Registrar and Transfer Agent by emailing [amgtransferagency@lu.hsbc.com](mailto:amgtransferagency@lu.hsbc.com) , or by visiting [www.global.assetmanagement.hsbc.com](http://www.global.assetmanagement.hsbc.com).

The most recent Prospectus is available in English and German. Key Information Document (PRIIPs KID) are available in the local language where they are registered.

Detailed information for article 8 and 9 sustainable investment products, as categorised under the Sustainable Finance Disclosure Regulation (SFDR), including; description of the environmental or social characteristics or the sustainable investment objective; methodologies used to assess, measure and monitor the environmental or social characteristics and the impact of the selected sustainable investments and; objectives and benchmark information, can be found at: <https://www.assetmanagement.hsbc.co.uk/en/intermediary/investment-expertise/sustainable-investments/sustainable-investment-product-offering>