

HSBC Global Funds ICAV

Global Aggregate Bond UCITS ETF

Marketing communication | Monthly report 30 June 2025 | Share class S5CHEUR



Investment objective

The Fund aims to provide regular income and capital growth by tracking as closely as possible the performance of the Bloomberg Global Aggregate Bond Index (total return hedged to US dollars) (the Index).



Investment strategy

The Index is comprised of investment grade bonds (and other similar securities). The Index is multi-currency but is hedged to US dollars (USD). The Index includes treasury, government-related, corporate and securitised fixed-rate bonds from developed and emerging markets issuers. The Fund will be passively managed and will invest in bonds issued by governments, government-related, supranational bodies and companies based in developed and emerging markets; ABS and MBS; and covered bonds, all of which are Index constituents. It uses an investment technique called optimisation, which seeks to minimise the difference in return between the Fund and the Index by considering tracking error (the risk that the Fund return varies from the Index return) and trading costs when constructing a portfolio. The Fund will not necessarily invest in every Index constituent or invest proportionally to each constituents' Index weight and may invest in assets outside of the Index, such as: bonds with a credit rating of Ba1, BB+ and below; as well as cash, money market instruments and funds. The Fund may invest up to 30% in China Interbank Bond market, up to 10% of its assets in funds. The Fund may also invest up to 30% in total return swaps. However, this exposure is not expected to exceed 0%. The credit ratings of the Fund's underlying investments is expected to be at least investment grade. The Fund's primary currency exposure is to USD. See the Prospectus for a full description of the investment objectives and derivative usage.



Main risks

- The Fund's unit value can go up as well as down, and any capital invested in the Fund may be at risk.
- The Fund invests in bonds whose value generally falls when interest rates rise. This risk is typically greater the longer the maturity of a bond investment and the higher its credit quality. The issuers of certain bonds, could become unwilling or unable to make payments on their bonds and default. Bonds that are in default may become hard to sell or worthless.
- The Fund may invest in Emerging Markets, these markets are less established, and often more volatile, than developed markets and involve higher risks, particularly market, liquidity and currency risks.

Share Class Details

Key metrics

NAV per Share	EUR 10.11
Performance 1 month	0.73%
Yield to maturity	3.51%

Fund facts

UCITS V compliant	Yes
Dividend treatment	Accumulating
Dealing frequency	Daily
Valuation Time	23:00 Ireland
Share Class Base Currency	EUR
Domicile	Ireland
Inception date	16 November 2018
Fund Size	USD 13,444,471,724
Managers	HSBC Passive Fixed Income Team

Fees and expenses

Ongoing Charge Figure ¹	0.061%
------------------------------------	---------------

Codes

ISIN	IE00BF5DZ473
Bloomberg ticker	HSAS5CE ID

¹Ongoing Charges Figure is an estimate due to a change of fee structure.

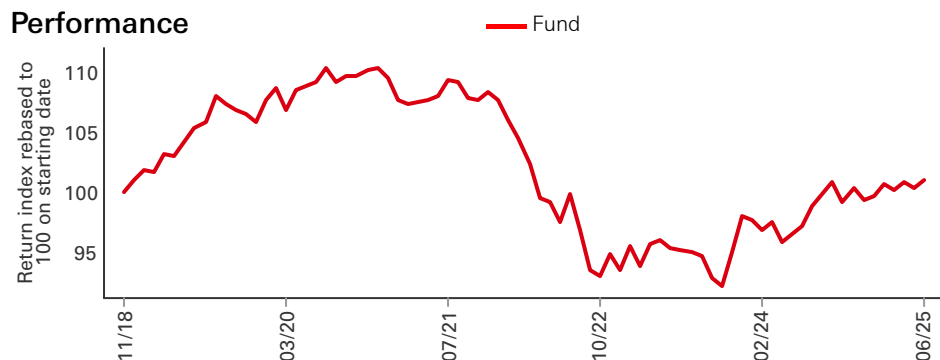
Past performance is not an indicator of future returns. The figures are calculated in the share class base currency, dividend reinvested, net of fees.

This is a marketing communication. Please refer to the prospectus and to the KID before making any final investment decisions.

For definition of terms, please refer to the Glossary QR code and Prospectus.

Source: HSBC Asset Management, data as at 30 June 2025

Performance



Performance (%)	YTD	1 month	3 months	6 months	1 year	3 years ann	5 years ann	10 years ann	Since inception ann
S5CHEUR	1.68	0.73	0.97	1.68	3.98	1.23	-1.55	--	0.16

Calendar year performance (%)	2015	2016	2017	2018	2019	2020	2021	2022	2023	2024
S5CHEUR	--	--	--	--	4.84	4.16	-2.38	-13.23	4.76	1.50

3-Year Risk Measures	S5CHEUR	Reference benchmark	5-Year Risk Measures	S5CHEUR	Reference benchmark
Volatility	5.42%	--	Volatility	4.83%	--
Sharpe ratio	-0.30	--	Sharpe ratio	-0.63	--

Fixed Income Characteristics	Fund	Reference benchmark	Relative
No. of holdings ex cash	5,077	31,186	--
Average coupon rate	2.99	3.02	-0.02
Yield to worst	3.52%	3.47%	0.04%
Option Adjusted Duration	6.52	6.52	0.00
Modified Duration to Worst	6.24	6.25	-0.01
Option Adjusted Spread Duration	6.37	6.38	0.00
Average maturity	8.33	8.35	-0.01
Average Credit Quality	AA-/A+	AA-/A+	--

Credit rating (%)	Fund	Reference benchmark	Relative
AAA	15.53	12.38	3.15
AA	38.99	42.27	-3.29
A	31.14	31.15	-0.02
BBB	13.86	14.19	-0.33
BB	0.17	--	0.17
B	0.02	--	0.02
NR	0.02	--	0.02
Cash	0.28	--	0.28

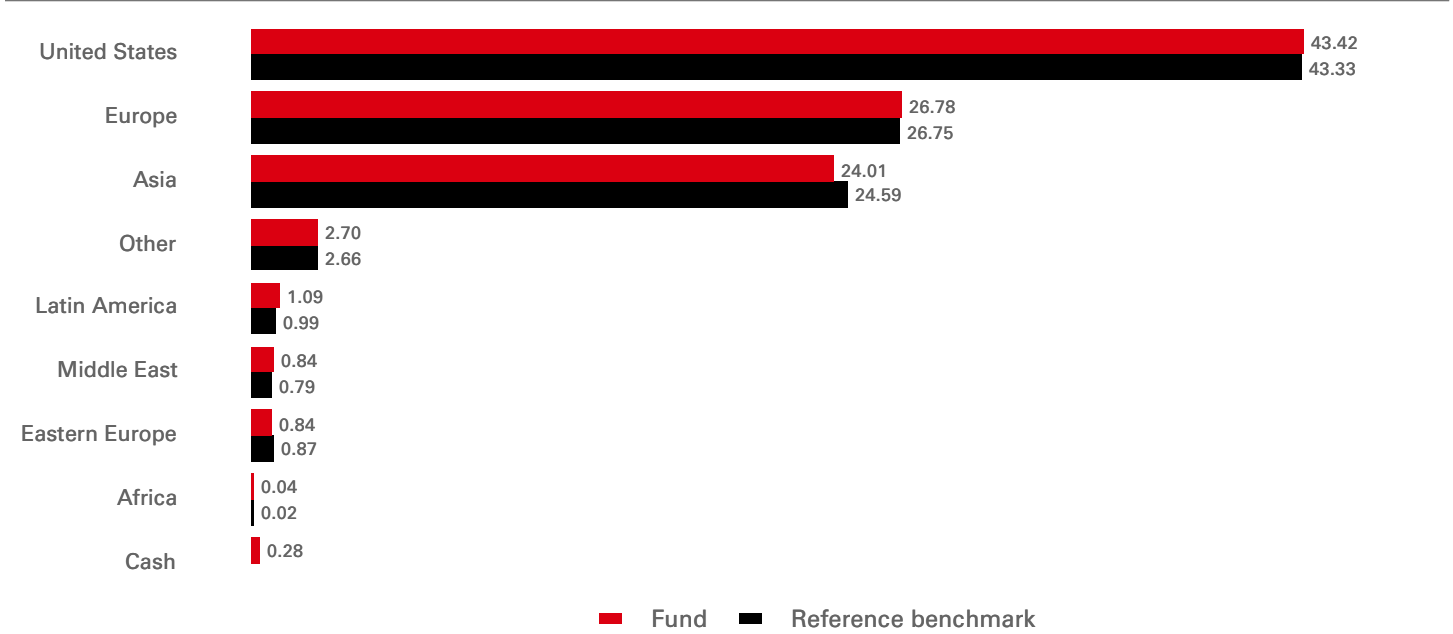
Maturity Breakdown (Option Adjusted Duration)	Fund	Reference benchmark	Relative
0-2 years	0.18	0.19	-0.01
2-5 years	1.06	1.04	0.02
5-10 years	2.18	2.16	0.03
10+ years	3.10	3.14	-0.04
Total	6.52	6.52	0.00

Past performance is not an indicator of future returns. The figures are calculated in the share class base currency, dividend reinvested, net of fees.
The benchmark data is that of the reference benchmark of the fund, as this data is calculated at fund level rather than share class level.
The reference benchmark of the fund is 100% Bloomberg Global Aggregate Bond Index (total return hedged to USD)
Source: HSBC Asset Management, data as at 30 June 2025

Currency Bloc Allocation (Option Adjusted Duration)	Fund	Reference benchmark	Relative
Dollar	2.98	2.94	0.05
Europe ex UK	1.58	1.60	-0.02
EM Local Currency	0.85	0.86	-0.01
Japan	0.80	0.81	-0.01
UK	0.31	0.32	0.00
Total	6.52	6.52	0.00

Currency Allocation (%)	Fund	Reference benchmark	Relative
USD	99.88	100.00	-0.12
EUR	0.11	--	0.11
MXN	0.02	--	0.02
CAD	0.01	--	0.01
IDR	0.01	--	0.01
NOK	0.01	--	0.01
PEN	0.01	--	0.01
GBP	0.01	--	0.01
JPY	0.00	--	0.00
AUD	0.00	--	0.00
Other Currencies	-0.07	--	-0.07

Geographical Allocation (%)



Sector Allocation (%)	Fund	Reference benchmark	Relative
Treasuries	53.89	53.87	0.02
Supra/agencies	14.79	14.96	-0.17
Corp Non-fin	11.08	11.04	0.04
US Agency Mbs	9.95	9.93	0.02
Corp Fin	7.05	7.16	-0.10
Collateralised	2.96	3.04	-0.08
Cash	0.28	--	0.28

The benchmark data is that of the reference benchmark of the fund, as this data is calculated at fund level rather than share class level. The reference benchmark of the fund is 100% Bloomberg Global Aggregate Bond Index (total return hedged to USD)
 Source: HSBC Asset Management, data as at 30 June 2025

Top 10 Holdings	Weight (%)
FNCL 6.5 7/25 6.500	0.34
CHINA DEV BANK 2.520 25/05/28	0.30
CHINA GOVT BOND 2.550 15/10/28	0.27
FR SL0410 6.000 01/06/54	0.24
CHINA GOVT BOND 2.270 25/05/34	0.22
FNCL 2 7/25 2.000	0.22
CHINA GOVT BOND 2.040 25/02/27	0.22
FNCL 2.5 7/25 2.500	0.21
CHINA GOVT BOND 3.000 15/10/53	0.20
CHINA GOVT BOND 2.800 25/03/30	0.20

Risk Disclosure


- To the extent that the Fund seeks to replicate index performance by holding individual securities, there is no guarantee that its composition or performance will exactly match that of the target index at any given time ("tracking error").
- Derivatives may be used by the Fund, and these can behave unexpectedly. The pricing and volatility of many derivatives may diverge from strictly reflecting the pricing or volatility of their underlying reference(s), instrument or asset.
- Investment Leverage occurs when the economic exposure is greater than the amount invested, such as when derivatives are used. A Fund that employs leverage may experience greater gains and/or losses due to the amplification effect from a movement in the price of the reference source.
- Where overseas investments are held the rate of currency exchange may cause the value of such investments to go down as well as up.
- Further information on the potential risks can be found in the Key Information Document (KID) and/or the Prospectus or Offering Memorandum.

Index Disclaimer

Bloomberg® is a trademark and service mark of Bloomberg Finance L.P. (collectively with its affiliates, "Bloomberg"). Barclays® is a trademark and service mark of Barclays Bank Plc (collectively with its affiliates, "Barclays"), used under license. Bloomberg or Bloomberg's licensors, including Barclays, own all proprietary rights in the Bloomberg Barclays Indices. Neither Bloomberg nor Barclays approve or endorse this material, or guarantees the accuracy or completeness of any information herein, or makes any warranty, express or implied, as to the results to be obtained therefrom and, to the maximum extent allowed by law, neither shall have any liability or responsibility for injury or damages arising in connection therewith.

Source: HSBC Asset Management, data as at 30 June 2025

Follow us on:



Glossary



www.assetmanagement.hsbc.lu/api/v1/download/document/lu2004780537/lu/en/glossary

Important Information

This document is produced and distributed by HSBC Asset Management and is only intended for non-professional investors as defined by MIFID. The information contained herein is subject to change without notice. All non-authorised reproduction or use of this commentary and analysis will be the responsibility of the user and will be likely to lead to legal proceedings.

This information has no contractual value and is not by any means intended as a solicitation, nor an investment advice for the purchase or sale of any financial instrument in any jurisdiction in which such an offer is not lawful.

The commentary and analysis presented in this document reflect the opinion of HSBC Asset Management on the markets, according to the information available to date. They do not constitute any kind of commitment from HSBC Asset Management.

Tax treatment depends on The individual circumstances of each client and may be subject to change in The future.

Capital is not guaranteed. It is important to remember that the value of investments and any income from them can go down as well as up and is not guaranteed.

Please note that the distribution of the product can stop at any time by decision of the management company.

Consequently, HSBC Asset Management will not be held responsible for any investment or disinvestment decision taken on the basis of the commentary and/or analysis in this document.

All data from HSBC Asset Management unless otherwise specified.

Any third party information has been obtained from sources we believe to be reliable, but which we have not independently verified.

Further additional and complete information (including but not limited to) investor rights, costs and charges, please refer to the prospectus.

Term : The management company cannot terminate the Fund unilaterally. The Board of Directors may furthermore decide to liquidate the Fund in certain circumstances set out in the prospectus and articles of incorporation of the Fund.

If necessary, investors can refer to the complaints handling charter available in the banner of our website:

<https://www.assetmanagement.hsbc.lu/-/media/files/attachments/common/countries/luxembourg/client-complaints.pdf>

Further information about the UCITS including the Prospectus, the most recent annual and semi-annual reports of the UCITS and the latest prices of shares, may be obtained free of charge, in English, from the Administrator by emailing ifsinvestorqueries@hsbc.com, or by visiting www.global.assetmanagement.hsbc.com. The Prospectus, annual and semi-annual reports are prepared for the entire UCITS.

The most recent Prospectus is available in English and French. Key Information Document (PRIIPs KID) are available in the local language where they are registered.