

HSBC ETFs PLC

HSBC MSCI WORLD UCITS ETF

Marketing communication | Monthly report 30 April 2026 | HMWO LN | USD

Investment objective

The Fund aims to track as closely as possible the returns of the MSCI World Index (the "Index"). The Fund will invest in or gain exposure to shares of companies which make up the Index.

Investment strategy

The Index is made up of large and mid-cap companies of the world's developed countries, as determined by the Index provider. The Fund will be passively managed and will utilise an investment technique called optimisation. This technique seeks to minimise the difference in return between the Fund and the Index by taking into account tracking error and trading costs when constructing a portfolio. The Fund will not necessarily invest in every company that comprises the Index, or invest proportionally to each company's weight in the Index. It can also invest in companies outside the Index but which are expected to provide similar performance and risk characteristics to certain Index constituents. If the Fund cannot invest directly in the companies, it may gain exposure by using other investments such as depositary receipts or derivatives. The Fund may invest up to 10% in total return swaps and contracts for difference. The Fund may invest up to 10% in other funds, including HSBC funds. See the Prospectus for a full description of the investment objectives and derivative usage.

Main risks

- The Fund's unit value can go up as well as down, and any capital invested in the Fund may be at risk.
- The value of investible securities can change over time due to a wide variety of factors, including but not limited to: political and economic news, government policy, changes in demographics, cultures and populations, natural or human-caused disasters etc.
- To the extent that the Fund seeks to replicate index performance by holding individual securities, there is no guarantee that its composition or performance will exactly match that of the target index at any given time ("tracking error").

Fund facts

Fund manager	HSBC Global Asset Management (UK) Limited
Custodian	HSBC Continental Europe
Fund administrator	HSBC Securities Services (Ireland) DAC

Share Class Details

Key metrics

NAV per Share	USD 46.75
Performance 1 month	9.63%
Tracking error 3 years	0.13%

Fund facts

UCITS V compliant	Yes
Dividend treatment	Distributing
Distribution Frequency	Quarterly
Dividend ex-date	23 April 2026
Dividend Yield ¹	1.52%
Last Paid Dividend	0.150400
Dividend currency	USD
Fund base currency	USD
Share Class Base Currency	USD
Domicile	Ireland
Inception date	8 December 2010
Shares outstanding	319,800,548
Fund Size	USD 17,798,770,549
Reference benchmark	100% MSCI World Net
Replication Method	Physical- Sample
SIPP eligible	Yes
Issuer	HSBC ETFs PLC
Fiscal year end	Dec

Fees and expenses

Ongoing Charge Figure ²	0.150%
------------------------------------	---------------

Codes

ISIN	IE00B4X9L533
------	---------------------

¹Dividend Yield: represents the ratio of distributed income over the last 12 months to the fund's current Net Asset Value.

²Ongoing Charges Figure is based on expenses over a year. The figure includes annual management charge but not the transaction costs. Such figures may vary from time to time.

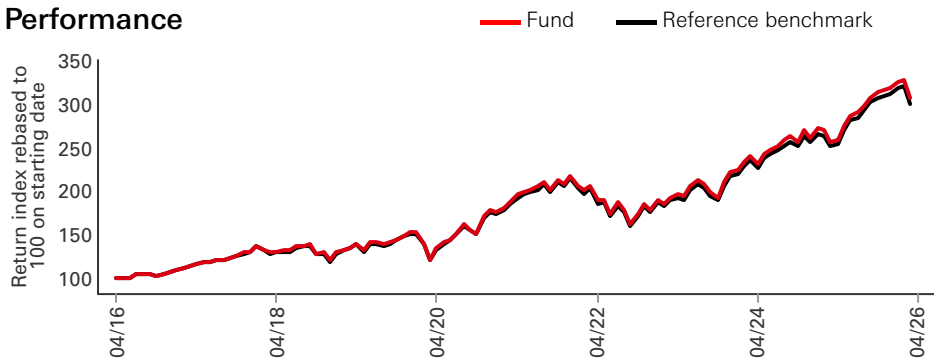
Past performance is not an indicator of future returns. The figures are calculated in the share class base currency, dividend reinvested, net of fees.

This is a marketing communication. Please refer to the prospectus and to the KID before making any final investment decisions.

For definition of terms, please refer to the Glossary QR code and Prospectus.

Source: HSBC Asset Management, data as at 30 April 2026

Performance

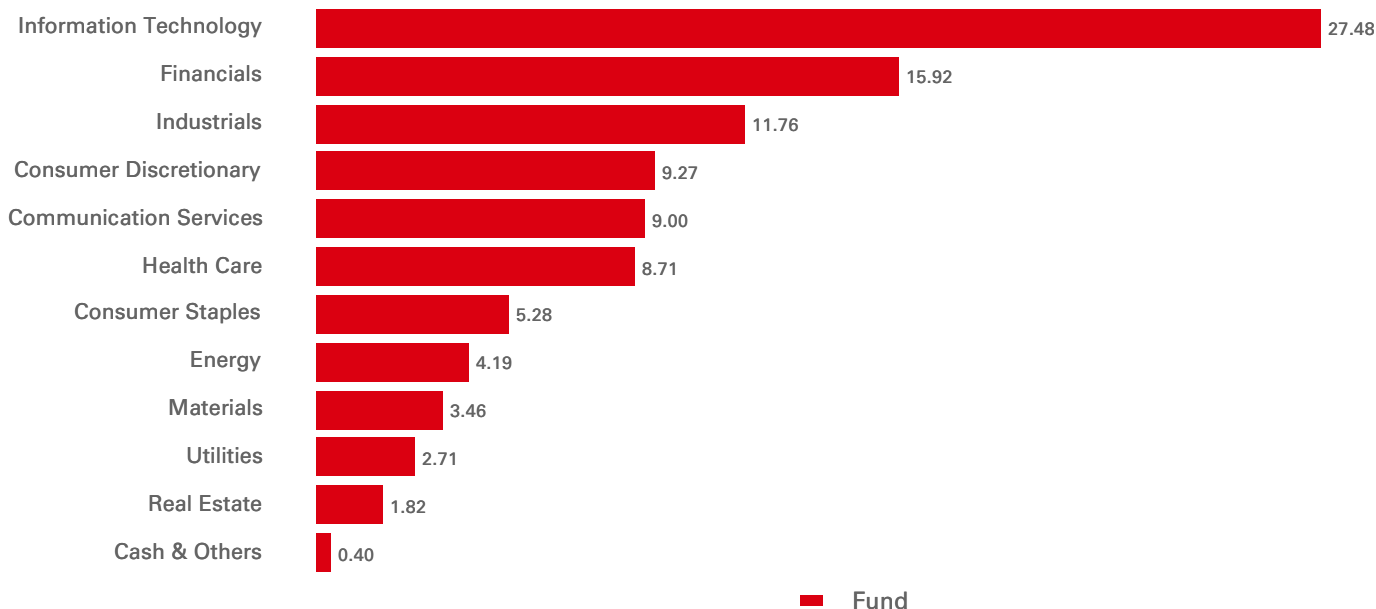


Performance (%)	YTD	1 month	3 months	6 months	1 year	3 years ann	5 years ann	10 years ann
Fund	5.68	9.63	3.41	6.86	29.26	19.80	11.44	12.89
Reference benchmark	5.68	9.59	3.36	6.83	29.16	19.70	11.29	12.65
Tracking difference	0.00	0.04	0.04	0.03	0.11	0.10	0.15	0.23
Tracking error	--	--	--	--	0.09	0.13	0.19	--


Calendar year performance (%)	2016	2017	2018	2019	2020	2021	2022	2023	2024	2025
Fund	7.62	22.67	-8.33	27.90	16.27	22.16	-18.11	24.14	18.67	21.26
Reference benchmark	7.51	22.40	-8.71	27.67	15.90	21.82	-18.14	23.79	18.67	21.09

Equity characteristics	Fund	Reference benchmark	Benchmark Information
No. of holdings ex cash	1,271	1,296	Index name
Average Market Cap (USD Mil)	965,613	964,916	Index currency
Price/earning ratio	21.47	21.52	Index Rebalancing Frequency
			TR Index Bloomberg Ticker
			TR Index Reuters RIC

Sector Allocation (%)



Geographical Allocation (%)



Top 10 Holdings	Location	Sector	Weight (%)
NVIDIA Corp	United States	Information Technology	5.55
Alphabet Inc	United States	Communication Services	4.71
Apple Inc	United States	Information Technology	4.56
Microsoft Corp	United States	Information Technology	3.29
Amazon.com Inc	United States	Consumer Discretionary	2.91
Broadcom Inc	United States	Information Technology	2.14
Meta Platforms Inc	United States	Communication Services	1.53
Tesla Inc	United States	Consumer Discretionary	1.23
JPMorgan Chase & Co	United States	Financials	0.97
Eli Lilly & Co	United States	Health Care	0.86

Exchange name	Listing date	Trading currency	Trading hours	Bloomberg ticker	Reuters RIC	iNAV Bloomberg	iNAV Reuters
LONDON STOCK EXCHANGE	10 Dec 2010	USD	08:00 - 16:30	HMWD LN	HMWD.L	HMWUSDIV	HMWDUSDINA V=SOLA
LONDON STOCK EXCHANGE	10 Dec 2010	GBP	08:00 - 16:30	HMWO LN	HMWO.L	HMWOGBIV	HMWOGBXINA V=SOLA
SIX SWISS EXCHANGE	27 Apr 2011	USD	09:00 - 17:30	HMWO SW	HMWO.S	HMWUSDIV	HMWDUSDINA V=SOLA
NYSE EURONEXT - EURONEXT PARIS	06 May 2011	EUR	--	WRD FP	HMWO.PA	WRDEUIV	WRDEURINAV =SOLA
DEUTSCHE BOERSE AG-XETRA	27 Sep 2013	EUR	09:00 - 17:30	H4ZJ GY	H4ZJ.DE	WRDEUIV	WRDEURINAV =SOLA
DEUTSCHE BOERSE AG- XFRA	27 Sep 2013	EUR	08:00 - 20:00	H4ZJ GR	H4ZJ.DE	HMWDEUIV	HMWDEUIV.P
BORSA ITALIANA SPA	14 Jun 2017	EUR	09:00 - 17:35	HMWD IM	HMWD.MI	WRDEUIV	WRDEURINAV =SOLA

Risk Disclosure


- Derivatives may be used by the Fund, and these can behave unexpectedly. The pricing and volatility of many derivatives may diverge from strictly reflecting the pricing or volatility of their underlying reference(s), instrument or asset.
- Investment Leverage occurs when the economic exposure is greater than the amount invested, such as when derivatives are used. A Fund that employs leverage may experience greater gains and/or losses due to the amplification effect from a movement in the price of the reference source.
- Where overseas investments are held the rate of currency exchange may cause the value of such investments to go down as well as up.
- Further information on the potential risks can be found in the Key Information Document (KID) and/or the Prospectus or Offering Memorandum.

Index Disclaimer

Source: MSCI. The MSCI information may only be used for your internal use, may not be reproduced or disseminated in any form and may not be used as a basis for or a component of any financial instruments or products or indices. None of the MSCI information is intended to constitute investment advice or a recommendation to make (or refrain from making) any kind of investment decision and may not be relied on as such. Historical data and analysis should not be taken as an indication or guarantee of any future performance analysis, forecast or prediction. The MSCI information is provided on an "as is" basis and the user of this information assumes the entire risk of any use made of this information. MSCI, each of its affiliates and each other person involved in or related to compiling, computing or creating any MSCI information (collectively, the "MSCI Parties") expressly disclaims all warranties (including, without limitation, any warranties of originality, accuracy, completeness, timeliness, non-infringement, merchantability and fitness for a particular purpose) with respect to this information. Without limiting any of the foregoing, in no event shall any MSCI Party have any liability for any direct, indirect, special, incidental, punitive, consequential (including, without limitation, lost profits) or any other damages. (www.msci.com)

Source: HSBC Asset Management, data as at 30 April 2026

Follow us on:



For more information please contact us at Tel: +352404646767.

www.assetmanagement.hsbc.com/uk
amgtransferagency@lu.hsbc.com

To help improve our service and in the interests of security we may record and/or monitor your communication with us.

Fund center



Glossary



www.assetmanagement.hsbc.lu/api/v1/download/document/lu2004780537/lu/en/glossary

Important Information

This document is produced and distributed by HSBC Asset Management and is only intended for non-professional investors as defined by MIFID. The information contained herein is subject to change without notice. All non-authorized reproduction or use of this commentary and analysis will be the responsibility of the user and will be likely to lead to legal proceedings.

This information has no contractual value and is not by any means intended as a solicitation, nor an investment advice for the purchase or sale of any financial instrument in any jurisdiction in which such an offer is not lawful.

The commentary and analysis presented in this document reflect the opinion of HSBC Asset Management on the markets, according to the information available to date. They do not constitute any kind of commitment from HSBC Asset Management.

Tax treatment depends on the individual circumstances of each client and may be subject to change in the future.

Capital is not guaranteed. It is important to remember that the value of investments and any income from them can go down as well as up and is not guaranteed.

Please note that the distribution of the product can stop at any time by decision of the management company.

Consequently, HSBC Asset Management will not be held responsible for any investment or disinvestment decision taken on the basis of the commentary and/or analysis in this document.

All data from HSBC Asset Management unless otherwise specified.

Any third party information has been obtained from sources we believe to be reliable, but which we have not independently verified.

Further additional and complete information (including but not limited to) investor rights, costs and charges, please refer to the prospectus.

Term : The management company cannot terminate the Fund unilaterally. The Board of Directors may furthermore decide to liquidate the Fund in certain circumstances set out in the prospectus and articles of incorporation of the Fund.

If necessary, investors can refer to the complaints handling charter available in the banner of our website:

<https://www.assetmanagement.hsbc.lu/-/media/files/attachments/common/countries/luxembourg/client-complaints.pdf>

The fund is a sub-fund of HSBC ETFs plc ("the Company"), an investment company with variable capital and segregated liability between sub-funds, incorporated in Ireland as a public limited company, and is authorised by the Central Bank of Ireland. The company is constituted as an umbrella fund, with segregated liability between sub-funds. Shares purchased on the secondary market cannot usually be sold directly back to the Company.

Investors must buy and sell shares on the secondary market with the assistance of an intermediary (e.g. a stockbroker) and may incur fees for doing so.

In addition, investors may pay more than the current Net Asset Value per share when buying shares and may receive less than the current Net Asset Value per Share when selling them. Affiliated companies of HSBC Global Asset Management (UK) Limited may make markets in HSBC ETFs plc. UK based investors are advised they may not be afforded some of the protections conveyed by the Financial Services and Markets Act (2000), (the Act). The Company is recognised in the UK by the Financial Conduct Authority under section 264 of the Act. The shares in the company have not been and will not be offered for sale or sold in the United States of America, its territories or possessions and all areas subject to its jurisdiction, or to United States Persons. Investors and potential investors should read and note the risk warnings in the prospectus, relevant KID and Fund supplement (where available) and additionally, in the case of retail clients, the information contained in the supporting SID.

Further information about the Company including the Prospectus, the most recent annual and semi-annual reports of the Company and the latest share prices, may be obtained free of charge, in English, from the Administrator by emailing ifsinvestorqueries@hsbc.com, or by visiting www.etf.hsbc.com. Details of the underlying investments of the fund are available on www.etf.hsbc.com.

The most recent Prospectus is available in English, German and French. Key Information Document (PRIIPs KID) are available in the local language where they are registered.

The indicative intra-day net asset value of the fund is available on at least one major market data vendor terminal such as Bloomberg, as well as on a wide range of websites that display stock market data, including www.reuters.com.