

## HSBC Global Liquidity Funds Plc

# HSBC Canadian Dollar Liquidity Fund

Marketing communication | Monthly report 30 June 2025 | Share class Z



## Investment objective

The Fund aims to provide security of capital, daily liquidity and a return that is similar to Canadian dollar money markets.



## Investment strategy

The Fund is actively managed. The Fund will invest in a diversified portfolio of short-term securities, instruments and obligations. These instruments will be short-term fixed or floating-rate securities that mature in 397 days or less. They will be issued by companies, governments and government-related entities and either listed or traded on a Recognised Market. The Fund's investments will, at the time of purchase, have a credit rating of least A-1 or P-1 (or its equivalent) from a recognised credit rating agency, such as Standard & Poor's or Moody's, or if unrated, must be considered by the Investment Manager to be of similar credit quality. The Fund can invest in a range of short-term securities, instruments and obligations such as: certificates of deposit; medium term, variable and floating rate notes; commercial paper; bankers acceptances; government bonds, corporate bonds, treasury bills and Eurobonds; asset backed securities and reverse repurchase agreements. The Fund's liquidity is daily – meaning investors can redeem their investment on any business day. The Fund is classified as a Low Volatility NAV Money Market Fund under the European Union Money Market Fund Regulations. The Fund's primary currency exposure is to Canadian dollars. See the Prospectus for a full description of the investment objectives and derivative usage.



## Main risks

- The Fund's unit value can go up as well as down, and any capital invested in the Fund may be at risk.
- The Fund's objective may not be achieved in adverse market conditions. During times of very low interest rates, the interest received by the Fund could be less than the costs of operating the Fund.
- Investment Leverage occurs when the economic exposure is greater than the amount invested, such as when derivatives are used. A Fund that employs leverage may experience greater gains and/or losses due to the amplification effect from a movement in the price of the reference source.

## Share Class Details

### Key metrics

NAV per Share	<b>CAD 1.00</b>
Performance 1 month	<b>2.74%</b>

### Fund facts

UCITS V compliant	<b>Yes</b>
Dividend treatment	<b>Distributing</b>
Distribution Frequency	<b>Monthly</b>
Dealing frequency	<b>Daily</b>
Valuation Time	<b>12:00 United States</b>
Dealing cut off time	<b>12:00 United States</b>
Share Class Base Currency	<b>CAD</b>
Domicile	<b>Ireland</b>
Inception date	<b>22 July 2008</b>
Fund Size	<b>CAD 493,961,694</b>
Reference benchmark	<b>100% MLFI - ICE BofA Canadian Dollar Overnight Deposit bid Rate Index</b>

Managers	<b>Edward J Dombrowski</b>
Money market fund type	<b>Low Volatility Net Asset Value</b>

### Fees and expenses

Annual charge	<b>0.000%</b>
---------------	---------------

### Codes

ISIN	<b>IE00B233G566</b>
Bloomberg ticker	<b>HSBCCAZ ID</b>

### Rating<sup>1</sup>

S&P rating	<b>AAAm</b>
Moody's rating	<b>Aaa-mf</b>

### Characteristics

Weighted average maturity	<b>46</b>
Weighted average life	<b>46</b>

### Fund manager information

IMMFA member	<b>01/07/2000</b>
--------------	-------------------

<sup>1</sup>The "AAAm", "Aaa-mf" and "AAAmf" money market fund ratings are historical and reflect the superior quality of the Fund's investments, sound liquidity management, and strong operations and trading support. Periodic reviews are conducted to ensure a secure operations environment. The ratings do not eliminate the risks associated with investing in the Fund.

**Past performance does not predict future returns. The figures are calculated in the share class base currency, dividend reinvested, net of fees. Returns of 1 year or less are annualised on a simple basis and for periods greater than 1 year returns are annualised on a compound basis. All yields are annualised using 365 days in accordance with the Institutional Money Market Funds Association. This is a marketing communication. Please refer to the prospectus and to the KID before making any final investment decisions. For definition of terms, please refer to the Glossary QR code and Prospectus.**

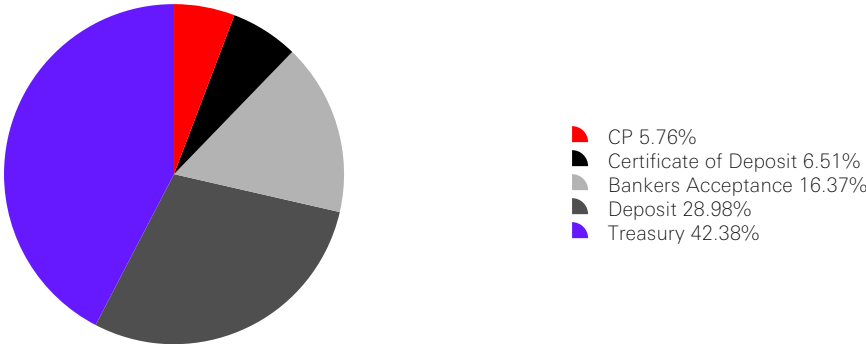
Source: HSBC Asset Management, data as at 30 June 2025

Performance (%)	YTD	1 month	3 months	6 months	1 year	3 years ann	5 years ann	10 years ann
Z	3.01	2.74	2.80	3.01	3.66	4.19	2.62	1.86
Reference benchmark	2.79	2.63	2.63	2.79	3.48	4.07	2.49	1.69


  

Calendar year performance (%)	2015	2016	2017	2018	2019	2020	2021	2022	2023	2024
Z	0.78	0.63	0.79	1.50	1.79	0.63	0.17	1.88	4.85	4.69
Reference benchmark	0.53	0.39	0.57	1.28	1.63	0.42	0.05	1.77	4.73	4.58


Instrument mix (%)



Maturity ladder (%)



Credit quality (%)



Past performance does not predict future returns. The figures are calculated in the share class base currency, dividend reinvested, net of fees. Returns of 1 year or less are annualised on a simple basis and for periods greater than 1 year returns are annualised on a compound basis. All yields are annualised using 365 days in accordance with the Institutional Money Market Funds Association.
 Source: HSBC Asset Management, data as at 30 June 2025

Top 10 issuers	Weight (%)
CANADIAN TREASURY BILL	26.09
NATIONAL BANK OF CANADA	9.98
ROYAL BANK OF CANADA	9.98
CREDIT AGRICOLE SA	9.21
CDP FINANCIAL INC	3.25
BANK OF MONTREAL	3.13
MIZUHO BANK LTD	3.03
NOVA SCOTIA T-BILL	3.03
QUEBEC T-BILL	3.03
PROVINCE OF SASKATCHEWAN CANADA	3.03

Risk Disclosure

- Further information on the potential risks can be found in the Key Information Document (KID) and/or the Prospectus or Offering Memorandum.

Follow us on:



For a copy of the prospectus, key investor information document, supplementary information document, annual and semi-annual reports, information on portfolio holdings or other matters, please contact your local HSBC Group office, or contact our team of liquidity specialists in London by phone: +44 (0) 20 7991 7577 or by email: [liquidity.services@hsbc.com](mailto:liquidity.services@hsbc.com)

To help improve our service and in the interests of security we may record and/or monitor your communication with us.

Glossary



[www.assetmanagement.hsbc.lu/api/v1/download/document/lu2004780537/lu/en/glossary](https://www.assetmanagement.hsbc.lu/api/v1/download/document/lu2004780537/lu/en/glossary)

Index Disclaimer

Source ICE Data Indices, LLC ("ICE DATA"), is used with permission. ICE DATA, ITS AFFILIATES AND THEIR RESPECTIVE THIRD PARTY SUPPLIERS DISCLAIM ANY AND ALL WARRANTIES AND REPRESENTATIONS, EXPRESS AND/OR IMPLIED, INCLUDING ANY WARRANTIES OF MERCHANTABILITY OR FITNESS FOR A PARTICULAR PURPOSE OR USE, INCLUDING THE INDICES, INDEX DATA AND ANY DATA INCLUDED IN, RELATED TO, OR DERIVED THEREFROM. NEITHER ICE DATA, ITS AFFILIATES NOR THEIR RESPECTIVE THIRD PARTY SUPPLIERS SHALL BE SUBJECT TO ANY DAMAGES OR LIABILITY WITH RESPECT TO THE ADEQUACY, ACCURACY, TIMELINESS OR COMPLETENESS OF THE INDICES OR THE INDEX DATA OR ANY COMPONENT THEREOF, AND THE INDICES AND INDEX DATA AND ALL COMPONENTS THEREOF ARE PROVIDED ON AN "AS IS" BASIS AND YOUR USE IS AT YOUR OWN RISK. ICE DATA, ITS AFFILIATES AND THEIR RESPECTIVE THIRD PARTY SUPPLIERS DO NOT SPONSOR, ENDORSE, OR RECOMMEND HSBC Asset Management, OR ANY OF ITS PRODUCTS OR SERVICES.

Source: HSBC Asset Management, data as at 30 June 2025

## Important Information

This document is produced and distributed by HSBC Asset Management and is only intended for professional investors as defined by MIFID. The information contained herein is subject to change without notice. All non-authorised reproduction or use of this commentary and analysis will be the responsibility of the user and will be likely to lead to legal proceedings.

This information has no contractual value and is not by any means intended as a solicitation, nor an investment advice for the purchase or sale of any financial instrument in any jurisdiction in which such an offer is not lawful.

The commentary and analysis presented in this document reflect the opinion of HSBC Asset Management on the markets, according to the information available to date. They do not constitute any kind of commitment from HSBC Asset Management.

Tax treatment depends on The individual circumstances of each client and may be subject to change in The future.

Capital is not guaranteed. It is important to remember that the value of investments and any income from them can go down as well as up and is not guaranteed.

Please note that the distribution of the product can stop at any time by decision of the management company.

Consequently, HSBC Asset Management will not be held responsible for any investment or disinvestment decision taken on the basis of the commentary and/or analysis in this document.

All data from HSBC Asset Management unless otherwise specified.

Any third party information has been obtained from sources we believe to be reliable, but which we have not independently verified.

Further additional and complete information (including but not limited to) investor rights, costs and charges, please refer to the prospectus.

Term : The management company cannot terminate the Fund unilaterally. The Board of Directors may furthermore decide to liquidate the Fund in certain circumstances set out in the prospectus and articles of incorporation of the Fund.

If necessary, investors can refer to the complaints handling charter available in the banner of our website:

<https://www.assetmanagement.hsbc.lu/-/media/files/attachments/common/countries/luxembourg/client-complaints.pdf>

The fund is a sub-fund of HSBC Global Liquidity Funds plc, an open-ended Investment company with variable capital and segregated liability between sub-funds, which is incorporated under the laws of Ireland and authorised by the Central Bank of Ireland. The company is constituted as an umbrella fund, with segregated liability between sub-funds. UK based investors are advised they may not be afforded some of the protections conveyed by the provisions of the Financial Services and Markets Act (2000), (the Act). The company is recognised in the UK by the Financial Conduct Authority under section 264 of the Act. The shares in the company have not been and will not be offered for sale or sold in the United States of America, its territories or possessions and all areas subject to its jurisdiction, or to United States Persons. Investors and potential investors should read and note the risk warnings in the Prospectus, KID and additionally, in the case of retail clients, the information contained in the supporting SID. It is important to remember that there is no guarantee that a stable net asset value will be maintained.

Further information about the Company including the Prospectus, the most recent annual and semi-annual reports of the Company and the latest share prices, may be obtained free of charge, in English, from the Administrator by emailing [hsbc.dealingteam@bnymellon.com](mailto:hsbc.dealingteam@bnymellon.com), or by visiting [www.globalliquidity.hsbc.com](http://www.globalliquidity.hsbc.com).

The most recent Prospectus is available in English. Key Information Document (PRIIPs KID) are available in the local language where they are registered.